

Dissipation-induced instabilities in finite dimensions

R. Krechetnikov* and J. E. Marsden

California Institute of Technology, Pasadena, CA 91125.

The goal of this work is to introduce a coherent theory of the counter-intuitive phenomena of dynamical destabilization under the action of dissipation. While the existence of one class of dissipation-induced instabilities was known to Sir Thomson (Lord Kelvin), until recently it has not been realized that there is another major type of these phenomena hinted by one of Merkin's theorems; in fact, these two cases exhaust all the generic possibilities. The theory grounded on the Thomson-Tait-Chetayev and Merkin theorems and on the geometric understanding introduced in this paper leads to the conclusion that ubiquitous dissipation is one of the paramount mechanisms by which instabilities develop in Nature. Along with a historical review, we put the main theoretical achievements in a general context, thus unifying the current knowledge in this area and the multitude of relevant physical problems scattered over a vast literature. This general view also highlights the striking connection to various areas of mathematics. To appeal to the reader's intuition and experience, we provide a large number of motivating examples. The paper contains some new unpublished results and insights, and finally, open questions are formulated to provide an impetus for future studies. While this review focuses on the finite-dimensional case, where the theory is relatively complete, a brief discussion of the current state of knowledge in the infinite-dimensional case, typified by partial differential equations, is also given.

PACS numbers: 45.20.Jj, 46.32.+x, 45.10.Na, 01.55+b

Contents

I. Introduction	1	VI. Controlling Dissipation-Induced Instabilities	28
A. Two key examples	2	A. Classical approach	28
B. Definition of dissipation-induced instability	3	B. Geometric control	28
C. Outline	5	1. General methodology	28
II. Theoretical Framework	5	2. Application to systems with symmetry	29
A. Euler-Lagrange equations and classification of forces	5	C. Remarks	30
B. General linear formulation	6	VII. Towards an Infinite-Dimensional Theory	30
C. On the notions of stability	7	A. Baroclinic instability	30
III. Main Classical Results and Their Geometry	8	B. General issues	31
A. Thomson-Tait-Chetayev theory	8	C. On proving existence and stability	32
1. Application 1: Radiation induced instability	11	1. Stability	32
2. Application 2: The Levitron	12	2. Existence	33
3. A few more applications	13	D. Summary	34
B. Merkin theory	14	VIII. Conclusions	34
1. Application 1: Rotating shafts	15	References	34
2. Application 2: Secondary instability	15		
C. On phase space behavior	16		
D. Summary and discussion	17		
IV. Movements of Eigenvalues: Geometry in Spectral Space	18		
A. Hamiltonian bifurcations	18		
B. Dissipation-induced movements of eigenvalues	19		
C. Connection to Singularity theory	21		
D. Summary	22		
V. Dissipation-Induced Instabilities of Relative Equilibria	22		
A. The concept of relative equilibria and the history of reduction	23		
B. Cotangent bundle reduction	25		
C. Energy-momentum method	27		
D. Summary	28		

I. INTRODUCTION

The counter-intuitive concept of a *dissipation-induced instability*, though coined just recently in the work of Bloch *et al.* (1994), takes its genesis from the classical *Treatise on Natural Philosophy* of Thomson & Tait (1879), whose results had been proved only in the 1950s by Chetayev (1961) and advanced by Merkin (1997). The growing number of physical examples and applications in the literature, some of which will be discussed in this work, demonstrates the need for a unified understanding of this apparently universal route to instabilities in various physical systems. The primary goal of this review is to introduce the reader to these classical results which, when seen from the right perspective, constitute a beautiful theory capable of explaining a variety of observed instabilities in simple terms. At the same time,

*Electronic address: rkrechet@cds.caltech.edu

this theory has a non-trivial impact on the modern approach to mechanics including dynamical systems theory and geometry. Providing this link is another objective of our article, which should also serve the purpose of introducing the reader to more recent results in this field as well as to many gaps in our understanding. We will try to balance clarity with technicalities to capture the interest of both the applied and more mathematically-inclined readers. Therefore, we first formulate the main ideas in plain terms and then supply some technical discussion to engage the mathematical reader. In particular, on the abstract level (say, in the Hamiltonian setting) the subject of this paper is the study of the effect of non-conservative perturbations on the dynamics determined by the Hamiltonian, a map $H : T^*Q \rightarrow \mathbb{R}$ from the phase space of a mechanical system, namely, a cotangent bundle T^*Q , to a linear space, the real numbers \mathbb{R} . Often we will be considering the special case of mechanical systems in the presence of symmetries, which determine, in the absence of non-conservative perturbations, additional conserved quantities \mathbf{J} taking values in a linear space of dimension m , so that the relevant object is the energy-momentum map $H \times \mathbf{J} : T^*Q \rightarrow \mathbb{R} \times \mathbb{R}^m$. The non-conservative nature of perturbations is understood as resulting in dynamics whose time evolution satisfies $d_t H \neq 0$ in general.

A. Two key examples

For the purpose of introducing the reader to *the physical essence* of the subject matter, we would like first to discuss two key physical examples – the Lagrange top and the rotating shaft shown in Figs. 1(a) and 1(b) respectively – which will be analyzed further in Sec. 2 and used throughout the text. These two examples also serve the purpose of highlighting the Thomson-Tait-Chetayev and Merkin theories and their synthesis suggests a general definition of dissipation-induced instability that we introduce below. While the formal statement of theorems will be given in Sec. 2, here we state the corollaries of these theories in physical terms, which are well within the standard theoretical mechanics course, *e.g.* Goldstein (1956), relevant to our discussion. We start with a corollary of the Thomson-Tait-Chetayev theorems, which states that *if a system with an unstable potential energy¹ is stabilized with gyroscopic forces, then this stability is lost after the addition of arbitrarily small dissipation*. The importance of this property in many physical and engineering applications should not be underestimated: the destabilizing effect of dissipation needs to be compensated in various gyroscopic devices by applying accelerating forces. To illustrate the above corollary of the Thomson-Tait-Chetayev theory and to appeal to the reader’s intuition,

¹ While the term “unstable potential energy” is intuitively transparent, its precise meaning will be clear from the subsequent discussion.

we consider the following simple two degree of freedom example.

Example (Lagrange top). The linearized dynamics of a Lagrange top (shown in Fig. 1(a)) has the form

$$\begin{aligned} \ddot{q}_1 + g\dot{q}_2 - d\dot{q}_1 + c_1q_1 &= 0, \\ \ddot{q}_2 - g\dot{q}_1 - d\dot{q}_2 + c_2q_2 &= 0, \end{aligned} \quad (1.1)$$

where $\mathbf{q} = (q_1, q_2)^2$ represents a linearized perturbation, and g, d, c_1 and c_2 are real constants. The origin of (1.1) can be explained using the standard Euler angles $\alpha = q_1, \beta = q_2$, and where $\dot{\phi} = \omega$ is the angular velocity of rotation around the axis of symmetry of the top in the first approximation. Then, in view of axisymmetry, the potentials are $c_1 = c_2 = -Pl/J_x$ and the gyroscopic coefficient is $g = \omega J_z/J_x$, where P is the gravitational force applied at the center of mass, located at distance l from the point of support, and J_x and J_z are moments of inertia of the top in the trihedral xyz coordinate system fixed to the top. For details, the reader may consult Merkin (1997). System (1.1) has an unstable equilibrium at the origin if $g = 0$ and $c_i < 0, i = 1, 2$, but can be stabilized by the addition of gyroscopic forces³ if $|g| > \sqrt{-c_1} + \sqrt{-c_2}$. As easy to see directly by a spectral analysis, the addition of arbitrarily small *dissipative forces*, $d > 0$, *i.e.* a symmetric term proportional to the velocity $\dot{\mathbf{q}}$, destabilizes the ordinary equilibrium. ■

The system (1.1) accounts for the dynamics of the perturbation \mathbf{q} , so that in this approximation the stability of ordinary equilibrium $\mathbf{q} = 0$ can be ascertained. Note that the physical system actually has a relative equilibrium⁴ (that is, the top is in steady rotation about its vertical axis), due to which a gyroscopic force appears in (1.1). Therefore, the model (1.1) accounts for an instability of the top, which develops due to dissipative forces when the relative equilibrium is not maintained by an external source of energy. It is clear that dissipation in this case leads to the total energy decay (that is, the top slows down and eventually falls), as well as to the decrease of the energy of the perturbation $H = \frac{1}{2} [\dot{q}_1^2 + \dot{q}_2^2] + \frac{1}{2} [c_1q_1^2 + c_2q_2^2]$ (that is, $\dot{H} < 0$). This peculiar effect of dissipation is made possible, in this case, by an unstable potential energy, $c_i < 0, i = 1, 2$: while the perturbation grows, the sum H of its kinetic and potential energies decreases.

As has been recently understood, the above situation that is accounted by the Thomson-Tait-Chetayev theory,

² In examples with a few degrees of freedom we will be abusing the general index notation q^i for configuration space coordinates to avoid double indices.

³ In the stability analysis of two-dimensional linear systems it is convenient to consider the complexified version in terms of $q_1 + iq_2$.

⁴ While the definition of relative equilibrium will be given in Sec. V, until then it can be understood informally as the situation where the shape of the object under scrutiny does not change in time while the object as a whole is rotating.

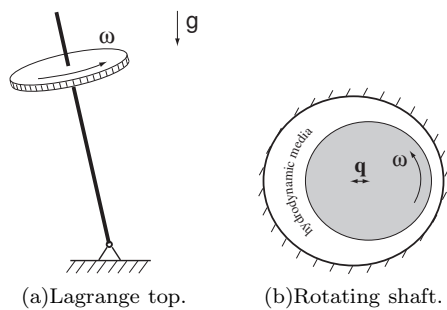


FIG. 1 Two key examples.

does not exhaust all the possibilities for the dissipation-induced instability phenomena (Krechetnikov & Marsden, 2006). Many studies in the earlier part of the 20th century demonstrated that dissipative forces, *i.e.* those that are proportional to velocities and having the form $D\dot{\mathbf{q}}$ with D being a symmetric matrix, are not the only physically important ones of a non-conservative type (in the usual sense that the work done can be path dependent). Another physically significant and widespread class of non-conservative forces includes so-called positional forces, which are proportional to displacements and the associated matrices are skew-symmetric. Follower forces, appearing for example in the problem of buckling, are a particular case of positional forces. Their theoretical basis was established by Merkin (1974, 1997), who proved a number of fundamental properties for the effects of these forces. To clarify the immediate and subsequent discussions, we just refer to one of them, which states that *the introduction of non-conservative linear forces into a system with a stable potential and with equal frequencies destroys the stability regardless of the form of the nonlinear terms*. The equal frequencies can come about, for instance because of a system symmetry. To illustrate this theorem, consider the following example.

Example (rotating shaft). The system

$$\begin{aligned} \ddot{q}_1 + p q_2 + c q_1 &= 0, \\ \ddot{q}_2 - p q_1 + c q_2 &= 0, \end{aligned} \quad (1.2)$$

describes, amongst other systems, the linearized dynamics of a perturbation \mathbf{z} of a rotating shaft (Kapitsa, 1939) shown in Fig. 1(b). While the origin of (1.2) will be discussed in detail in Sec. III.B.1, we note that the positional force, *i.e.* the term $\pm p q_i$, is proportional to ω^2 , where ω is the rotation rate of the shaft as indicated in Fig. 1(b). The corresponding characteristic equation shows that the addition of non-zero *non-conservative positional forces* (that is, $p \neq 0$) to a system with a stable potential energy makes it unstable. The origin of the skew-symmetric positional forces lies in the friction between the rotating shaft and the hydrodynamic media that fills the space between shell and shaft, and in the asymmetry of the gap when the shaft is displaced from the axis of symmetry (Kapitsa, 1939). ■

By analogy to example (1.1), system (1.2) accounts

for the evolution of a perturbation \mathbf{q} , which measures the departure from equilibrium. The equilibrium corresponds to a relative equilibrium of a rotating shaft, *i.e.* a uniformly rotating state with angular velocity ω , due to which the positional forces appear, as will be seen in Sec. III.B.1. It is notable that, in contrast to (1.1) the energy of the disturbance eventually grows. Despite this, the positional forces in this case are dissipative, since the total energy of the physical system decays under their action, *i.e.*, if one stops maintaining the relative equilibria by discontinuing the application of an external source of energy, the shaft will stop rotating. However, it should be kept in mind that not all positional forces are dissipative, as can be seen in the example of an instability of an elastic bar with a follower force (Nikolai, 1939), even though the linearized dynamics of perturbation is given by the same equations (1.2). This differentiation of positional forces into dissipative and non-dissipative depends on whether or not the particular physical system is closed or open. Concluding the discussion of (1.2) we note that, in contrast to the case (1.1), the model (1.2) accounts for an instability of the rotating shaft whether the relative equilibrium is maintained or not.

B. Definition of dissipation-induced instability

The common features of the above two examples are that the instability develops due to withdrawal of energy from the basic state (that is, the relative equilibrium) and the total energy of the whole physical system would decay, if the relative equilibrium is not maintained, while the energy of the perturbation may grow. Motivated by all these physical considerations, we introduce the following physical definition of dissipative forces.

Definition 1. *A set of non-conservative forces acting on a mechanical system with a relative equilibrium is called **dissipative** if under the action of these forces and in the absence of the forces which work against these non-conservative forces in order to maintain the (relative) equilibrium, the total mechanical energy of the whole physical system decreases.*

This allows us to define a generalized notion of dissipation-induced instability:

Definition 2. *A conservative system with a spectrally stable (relative) equilibrium is said to suffer from **dissipation-induced instability** if the introduction of dissipative forces destabilizes this equilibrium in the Lyapunov sense.*

From a physical standpoint, dissipation-induced instabilities are interesting when definition 2 is used in a stronger form, namely when stability of a conservative system holds not only in the spectral sense, but also in the Lyapunov sense, which would correspond to a strong version of definition 2. There is a number of known examples of this kind in finite dimensions, and we have been

able to establish this type of dissipation-induced instability in an infinite-dimensional example, namely the baroclinic instability (see Sec. VII for further discussion).

Now we can reconcile the preceding discussion of dissipation-induced instabilities with the first law of thermodynamics. Figure 2 depicts a hierarchy of mathematical descriptions of the same physical phenomena, but with different degrees of detail, which are related to the interaction of a physical system with surrounding systems. Assume that we have a description of the *La-*

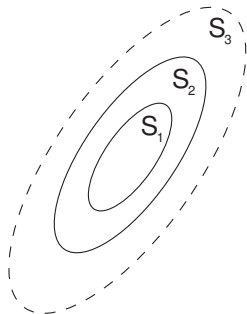


FIG. 2 On the definition of dissipation-induced instabilities.

grange top as an isolated (closed) system at the level S_2 , which includes the full dynamical description of the rigid body and its interaction with a supporting point and air through friction (say, we place the experimental setup – Lagrange top spinning on a substrate – in a thermostat, which isolates the system from the ambient environment). If H stands for the mechanical energy, \mathcal{Q} for all other non-mechanical contributions to the energy (chemical, thermal, *etc.*), then the total energy, $U = H + \mathcal{Q}$, is conserved based on our assumption that the system is isolated. We have distinguished the mechanical energy here, since for the present discussion we will be focussing on instability in a mechanical sense. Next, since we are concerned with the stability question, we can decompose the dynamics into a basic state, which is the relative equilibrium in this case, and a perturbation, which is a departure of the dynamics from the basic state. Therefore, the energy evolution obeys:

$$S_2 : dU_2 = 0, d\mathcal{Q}_2 > 0, dH_2^{\text{total}} < 0 \quad (1.3)$$

$$\text{with } dH_2^{\text{perturb.}} < 0, dH_2^{\text{b. state}} < 0,$$

where all the indexes are self-explanatory and the total mechanical energy is a sum of the mechanical energies of perturbation and basic state $H_2^{\text{total}} = H_2^{\text{perturb.}} + H_2^{\text{b. state}}$ with $H_2^{\text{b. state}}$ determined by the dynamics in the absence of perturbation and $H_2^{\text{perturb.}} = H_2^{\text{total}} - H_2^{\text{b. state}}$. Now one can restrict the consideration to the subsystem $S_1 \subset S_2$ which is, obviously, not closed, and which accounts for the evolution of a disturbance only. Naturally, in this case we get $S_1 : dH_1^{\text{total}} = dH_1^{\text{perturb.}} < 0$. On the other hand, in the case of a *rotating shaft* at the analogous level of description S_2 , when the system is considered closed,

we get

$$S_2 : dU_2 = 0, d\mathcal{Q}_2 > 0, dH_2^{\text{total}} < 0 \quad (1.4)$$

$$\text{with } dH_2^{\text{perturb.}} > 0, dH_2^{\text{b. state}} < 0,$$

where one can notice a change in the sign of $dH_2^{\text{perturb.}}$ compared to the *Lagrange top* case (1.3), since the energy of the disturbance grows. The above two key cases – Lagrange top and rotating shaft – evidently span all the possibilities. The picture does not change even if we refine the description by going to the next level, S_3 , and so on. At this stage note that we have at our disposal only two categories of systems, Hamiltonian, $dH = 0$, and dissipative, $dH < 0$. Therefore, all the instabilities can be divided into two classes: (1) which are accounted for by the Hamiltonian description, and (2) which are due to dissipation. Since our vocabulary contains only two words, namely “Hamiltonian” and “dissipative”, then there are no other options for the natural occurrence of instabilities. Thus, the instabilities are intrinsically either Hamiltonian or dissipation-induced.

Having the above clarification of the physical meaning and occurrence of dissipation-induced instabilities, it is worth mentioning the distinction between our definition 2 and the term *dissipative instability* used for example by Casti *et al.* (1998) in the problem of gravitational instability of interpenetrating galaxies. Two interpenetrating galaxies always experience Jeans instability, *i.e.* there is always a band of wavenumbers k in which a linear perturbation $e^{i(\omega t - kx)}$ of frequency $\text{Re}(\omega)$ grows with the rate $-\text{Im}(\omega)$. This is analogous to the case of two stationary galaxies, which is always unstable since the dispersion relation is $\omega^2 = k^2 - 1$ and thus there is no bifurcation parameter controlling the transition from the stable to unstable case. An introduction of dissipation, which may be due to collisions, simply increases the band of unstable wavenumbers, and thus suggests the term *dissipative instability* (Casti *et al.*, 1998), which probably should be named *dissipation-enhanced instability*. Thus, the system is unstable in both the conservative and dissipative cases and therefore is not a system with a dissipation-induced instability in our sense.

Concluding this introduction, we could not resist mentioning one of the famous examples – *Explorer I* shown in Fig. 3 – of dissipation-induced instabilities, the lack of theoretical understanding of which has led to a technological failure. *Explorer I*, launched in January 1958 shortly after Russian *Sputniks* were launched in October and November 1957, was long and narrow like a pencil. It was supposed to rotate around its own centerline (which is the axis of minimum moment of inertia), but definitely was not supposed to rotate end over end (like a windmill blade), which would correspond to the axis with maximum moment of inertia. However, once *Explorer I* made just one earth orbit, it flipped over and from then on it windmilled. This instability was caused by a flexing of its antennae, which dissipated a small amount of rotational energy. The amazing part of this story is that Stanford




FIG. 3 Explorer I (courtesy of JPL, NASA).

University astronomer Ronald Bracewell tracked the first *Sputnik* and determined that it was spinning in its maximum moment of inertia mode, which was also consistent with the way galaxies behave. However, security concerns of the Jet Propulsion Laboratory did not let him to talk to engineers and the *Explorer I* was launched as is. The warning of Bracewell appeared in the open literature (Bracewell & Garriot, 1958) only seven months after the launch.

C. Outline

Having introduced the reader to the subject matter from intuitive and historical perspectives, we proceed with the presentation of the paper as follows. Section II deals with the basic theoretical framework; the reader is introduced to the Hamiltonian and Lagrangian setup in the context of classical mechanics in Sec. II.B, and other basic concepts such as the classification of forces in Sec. II.A, and various stability notions in Sec. II.C. Section III is devoted to the classical results in this field, namely those due to Thomson, Tait and Chetayev in Sec. III.A, and due to Merkin in Sec. III.B. Based on these results, we develop a geometrical understanding of dissipation-induced instabilities in phase space through the notions of the second variation $\delta^2 H$ of the Hamiltonian H and the elementary phase space volume behavior in Sec. III.C. In the conclusion of Sec. III.D, we introduce the most fundamental classification of dissipation-induced instabilities motivated by geometrical considerations. Both, the Thomson-Tait-Chetayev and Merkin theories in Sec. III are illustrated with many physical examples. In section IV we discuss the manifestation of dissipation-induced instabilities in a spectral space. After reminding the reader of the classical results on Hamiltonian bifurcations in Sec. IV.A, we proceed with the discussion of the movement of eigenvalues due to dissipative effects in Sec. IV.B, and the connection to singularity theory in Sec. IV.C.

While the presentation up to this point has been on dissipation-induced instabilities of ordinary equilibria, in section V the case of relative equilibria is discussed. At this point we introduce the geometric concepts necessary for the discussion of relative equilibria in Sec. V, and control of dissipation-induced instabilities in Sec. VI. We

begin section V by introducing the concept of relative equilibria in Sec. V.A, and then discuss the methodology of dealing with relative equilibria through the reduction procedure in Sec. V.B, and the energy-momentum method in Sec. V.C. In view of the importance of controlling dissipation-induced instabilities in various engineering applications, we devote section VI to this subject, and address both the classical and geometric approaches in Sec. VI.A and Sec. VI.B, respectively. The paper concludes in Sec. VII with a discussion of our recent understanding of dissipation-induced instabilities in infinite-dimensional systems, as well as the most troublesome issues, such as the function-theoretical questions involving the compatibility of existence and stability in Secs. VII.B-VII.C. The central physical example in this section is the baroclinic instability, discussed in Sec. VII.A.

II. THEORETICAL FRAMEWORK

The examples of the Lagrange top and rotating shaft discussed in the introduction were analyzed using the linearizations (1.1) and (1.2) respectively. In this section we present a system in a general form, to which the Thomson-Tait-Chetayev and Merkin theories are applicable. Though these theories apply to many other situations (such as non-holonomic systems, *etc.*), for illustration and for the purpose of introducing the necessary definitions, we appeal to the classical way of arriving at the general formulation from first principles.

A. Euler-Lagrange equations and classification of forces

The mathematical formulation we consider throughout this paper will be the linearization of the Euler-Lagrange equations for a Lagrangian L with generalized forces \tilde{Q} ,

$$\frac{d}{dt} \frac{\partial L}{\partial \dot{q}^i} - \frac{\partial L}{\partial q^i} = \tilde{Q}_i, \quad (2.1)$$

the classical mechanics derivation of which is provided below in the context of a system of particles for the reader's convenience.

Classical Derivation. Consider a mechanical system of N particles of masses m_ν and with positions given by vectors r_ν in \mathbb{R}^3 , for example, under the action of active forces F_ν and of d geometric constraints $f_\alpha(t, r^\nu) = 0$, $\nu = 1, \dots, N$, $\alpha = 1, \dots, d$. The latter implies that the system under consideration is *holonomic*, since there are no non-integrable kinematic constraints $f(t, r^\nu, \dot{r}^\nu) = 0$, $\nu = 1, \dots, N$ imposed. Because of the presence of the constraints there are reaction forces, R_ν , so that Newton's second law reads $m_\nu w_\nu = F_\nu + R_\nu$, where w_ν are accelerations. In the case of *ideal constraints*, *i.e.* when the work $R_\nu \delta r^\nu$ (Einstein summation rule is assumed) on virtual displacements δr_ν vanishes, we arrive at the D'Alembert principle

$$(F_\nu - m_\nu w_\nu) \delta r^\nu = 0. \quad (2.2)$$

In view of the constraints on the dynamics, the number of independent degrees of freedom is $3N - d = n$ (for three-dimensional physical space), and therefore one can introduce n independent generalized coordinates: q^1, \dots, q^n , by making a transformation $r^\nu = r^\nu(t, q^1, \dots, q^n)$. As a result, (2.2) can be simplified since the work of *active* forces is $\delta A = F_\nu \delta r^\nu = Q_i \delta q^i$, where $Q_i = F_\nu \frac{\partial r^\nu}{\partial q^i}$ are generalized forces, while the work of the *inertia* forces is $\delta A_I = -m_\nu w_\nu \delta r^\nu = -Z_i \delta q^i$, $Z_i = \frac{d}{dt} \frac{\partial T}{\partial \dot{q}^i} - \frac{\partial T}{\partial q^i}$, where $T = \frac{1}{2} m_\nu \dot{r}^{\nu 2}$ is the kinetic energy of the system. Combining the last two equations with (2.2) yields the Lagrangian equations of the second kind

$$\frac{d}{dt} \frac{\partial T}{\partial \dot{q}^i} - \frac{\partial T}{\partial q^i} = Q_i, \quad (2.3)$$

since the variations δq^i are independent. Concluding, the equations (2.3) are valid for holonomic systems with ideal constraints. Further we restrict ourselves to holonomic systems with stationary constraints, *i.e.* *scleronomic*, versus *rheonomic* (with time-dependent constraints). In this case the kinetic energy expression simplifies to the quadratic form $T = \frac{1}{2} a_{ik} \dot{q}^i \dot{q}^k$ with $\det a_{ik} \neq 0$. Decomposing further the generalized forces Q_i , which can be nonlinear, into *potential* and *non-potential* parts $Q_i = -\frac{\partial \Pi}{\partial q^i} + \tilde{Q}_i$, we arrive at the Euler-Lagrange equations (2.1).

Based on the energy, $E = T + \Pi$ (kinetic plus potential), and the rate of change of energy equation $\frac{d}{dt} E = \tilde{Q}_i \dot{q}^i$, Thomson & Tait (1879) further classify the non-potential forces \tilde{Q}_i into *gyroscopic*, $\tilde{Q}_i \dot{q}^i = 0$, *dissipative*, $\tilde{Q}_i \dot{q}^i \leq 0$, and *accelerating*, $\tilde{Q}_i \dot{q}^i \geq 0$. The dissipative forces, after Chetayev (1961), are distinguished into *complete* and *partial* dissipation if the power $\tilde{Q}_i \dot{q}^i$ is negative definite or simply definite respectively.

While the above definitions are generally valid for nonlinear forces, the most familiar definitions correspond to the linear case, where a further clarification is possible. Linear *gyroscopic forces* have a skew-symmetric structure: $\tilde{Q}_i = \gamma_{ik} \dot{q}^k$, where $\gamma_{ik} = -\gamma_{ki}$, versus *dissipative forces*, which have a symmetric form: $\tilde{Q}_i = -b_{ik} \dot{q}^k$, where $b_{ik} = b_{ki}$ and thus can also be expressed in terms of the *Rayleigh dissipative function*, $R = \frac{1}{2} b_{ik} \dot{q}^i \dot{q}^k$, as $\tilde{Q}_i = \frac{\partial}{\partial \dot{q}^i} R$. In accordance with Chetayev's definition, if R is a positive definite quadratic form, then the dissipation is *complete*. Physically, these forces are due to the motion in a resisting medium, *etc.*, when the resistance depends only on the speed of motion. Special kinds of forces, not evident from Thomson and Chetayev's classification, are so-called *non-conservative positional forces*, which change the energy of the system, but depend on the coordinates only: $\tilde{Q}_i = -p_{ik} \dot{q}^k$, where $p_{ik} = -p_{ki}$. These forces are also called *circular* (Ziegler, 1953), *pseudo-gyroscopic*, forces of *radial correction* or *limited damping*, and are more common than is usually supposed (Ziegler, 1953). Physically, positional forces occur in elastic systems subject to the forces whose line of action is always

tangential to the elastic axis (Herrman, 1967; Langthjem & Sugiyama, 2000; Nikolai, 1939), in the motion of elastic bodies in a viscous medium (Bolotin, 1963), rotor instability in a hydrodynamic medium (Kapitsa, 1939), and many other systems. This classification of linear forces is ultimately important in studying the linear stability of various systems and allows one to identify the nature of various terms in the linearized dynamics and directly apply the theoretical results of the next section.

While the classical definitions by Thomson & Tait (1879) and Chetayev (1961) cover the case of general nonlinear gyroscopic, dissipative, and accelerating forces, they do not reveal the definition of general non-conservative positional forces. However, as suggested by Merkin (1974), the property of orthogonality of a positional force \tilde{Q} and the radius-vector \mathbf{q} in the linear case, namely $p_{ik} q^k \dot{q}^i = 0^5$, can be extended to the nonlinear case, namely *i.e.* $\tilde{Q}_i \dot{q}^i = 0$, in order to define the nonlinear non-conservative positional forces \tilde{Q}_i . While the general classification of the physical nature of forces $\tilde{Q}_i(\mathbf{q}, \dot{\mathbf{q}})$, in the case of general dependence on positions \mathbf{q} and velocities $\dot{\mathbf{q}}$, is not available, the decomposability of particular dependencies, $\tilde{Q}_i(\mathbf{q})$ or $\tilde{Q}_i(\dot{\mathbf{q}})$ into physically meaningful skew- and symmetric components has been explored in (Merkin, 1974).

B. General linear formulation

Decomposition of the Lagrange equations (2.1) into their linearization at the equilibrium, and into the remaining nonlinear terms yields

$$M\ddot{\mathbf{q}} + \underset{\text{gyroscopic}}{S}\dot{\mathbf{q}} + \underset{\text{dissip.}}{D}\dot{\mathbf{q}} + \underset{\text{potential}}{C}\mathbf{q} + \underset{\text{non-cons.}}{P}\mathbf{q} = \mathbf{N}, \quad (2.4)$$

where M, D, C are symmetric, while S, P are skew-symmetric matrices, and \mathbf{N} is a nonlinear part. This formulation can be simplified using the classical matrix analysis theorem, which states that if the square matrices M and C are both symmetric and M is also sign definite, then there exists a nonsingular matrix Λ such that $\Lambda^T M \Lambda = I$, $\Lambda^T C \Lambda = C_0$. Here I is the identity matrix and C_0 is a diagonal matrix with each element of $\text{diag } C_0 = \{c_1, \dots, c_n\}$ called a *stability coefficient* following Poincaré. This is a particular case of the standard technique for diagonalization of pencils of matrices or quadratic forms (Gantmacher, 1977). This linear algebra theorem implies, in particular, that there exists a linear change of variables, $\mathbf{q} \rightarrow \boldsymbol{\theta}$ such that $T = \frac{1}{2} a_{ik} \dot{q}^i \dot{q}^k$ simplifies to $T = \frac{1}{2} \sum_i (\dot{\theta}^i)^2$, and $\Pi = \frac{1}{2} c_{ik} q^i q^k$ reduces to $\Pi = \frac{1}{2} \sum_i \lambda_i (\theta^i)^2$, with λ_i being the stability coefficients. The resulting system in new variables is $\ddot{\theta}^i + \lambda_i \theta^i = \text{nonlinear terms}$. The number of negative

⁵ which holds because of the skew-symmetry of p_{ik}

λ_i 's is called *the degree of instability*. Applying this theorem to our system (2.4), *i.e.* $\mathbf{q} \rightarrow \Lambda \mathbf{q}$, we end up with a simpler version of (2.4), where $M = \text{id}$, matrix $C \equiv C_0$ is diagonal now with no zero elements and we keep the original notations for the other matrices, and under the performed transformation they retain their symmetry and skew-symmetry properties. System of the form (2.4) are sometimes called *Chetayev systems* (Bloch *et al.*, 1994, 2004) and, as we will see in Sec. V, they also represent a normal form for a *simple mechanical system*⁶ linearized about a relative equilibrium modulo an abelian symmetry group.

Even though the system (2.4) is non-conservative, with the following definition of the Hamiltonian

$$H = \frac{1}{2} \mathbf{p}^T \mathbf{p} + \frac{1}{2} \mathbf{q}^T C_0 \mathbf{q}, \quad \mathbf{p} = \dot{\mathbf{q}}, \quad (2.5)$$

the system can be recast into a symplectic-metriplectic form. With $\mathbf{z} = (\mathbf{q}, \mathbf{p})$ the equations (2.4) can be written as

$$\dot{\mathbf{z}} = (\mathbb{J} + \mathbb{G}) H_{\mathbf{z}}, \quad (2.6)$$

where the operators \mathbb{J} and \mathbb{G} are given by

$$\mathbb{J} = \begin{bmatrix} 0 & \text{id} \\ -\text{id} & -S \end{bmatrix}, \quad \mathbb{G} = \begin{bmatrix} 0 & 0 \\ -PC_0^{-1} & -D \end{bmatrix}, \quad (2.7)$$

where the matrix \mathbb{J} is skew-symmetric and is called a *Poisson operator*, while the matrix \mathbb{G} in the absence of non-conservative positional forces is symmetric and called a *metriplectic operator* in view of its similarity to metric tensor (Morrison, 1986). In the presence of non-conservative positional forces, the matrix \mathbb{G} need be neither symmetric nor skew-symmetric. One can regard \mathbb{J} and \mathbb{G} as determining the geometry of phase space. The operator \mathbb{J} comes from symplectic geometry and is (1) non-singular, (2) skew-symmetric, and (3) obeys the Jacobi relation.

Consider the case when (2.6) is a canonical Hamiltonian system, *i.e.*

$$\dot{\mathbf{z}} = \mathbb{J} H_{\mathbf{z}}, \quad \mathbb{J}^T = -\mathbb{J}, \quad \mathbb{J} = \begin{bmatrix} 0 & \text{id} \\ -\text{id} & 0 \end{bmatrix}. \quad (2.8)$$

Since $H(\mathbf{z}) = \frac{1}{2} \mathbf{z}^T \mathcal{A} \mathbf{z}$ with $\mathcal{A}^T = \mathcal{A}$, as follows from (2.5), where \mathcal{A} can be time-dependent, the system (2.8) may be written $\dot{\mathbf{z}} = A \mathbf{z}$ where $A = \mathbb{J} \mathcal{A}$. Because the system is Hamiltonian, the initial conditions \mathbf{z}_0 is transformed into a solution $\mathbf{z}(t)$ by a symplectic map $\mathbf{z}(t) = \Phi(t, t_0) \mathbf{z}_0$, *i.e.*

by the state transition matrix $\Phi(t, t_0)$, which is a solution of $\dot{\Phi} = A \Phi$. Hence, if the solution is stable then all eigenvalues of Φ lie on the unit circle. We recall that because Φ is symplectic, if λ is an eigenvalue of Φ , then so are $1/\lambda$, $\bar{\lambda}$, $1/\bar{\lambda}$, *i.e.* all eigenvalues are symmetric with respect to the real axis and unit circle (Poincaré-Lyapunov lemma). It is easy to prove (Arnold, 1978) that for Φ to be stable it is sufficient that all eigenvalues lie on a unit circle and are simple. Therefore, the necessary condition (but not sufficient) for instability to occur is a collision of eigenvalues on unit circle. To isolate the conditions when the collision does not provoke instability (Dalekii & Krein, 1974), the definition of an eigenvalue sign is needed. *An eigenvalue λ , such that $|\lambda| = 1$, $\lambda^2 \neq 1$, is called positive (negative) if $[\Phi \xi, \xi] > 0$ (< 0) for every eigenvector ξ of the real Φ -invariant plane σ corresponding to the eigenvalues λ and $\bar{\lambda}$.* According to this definition, collision of two eigenvalues with identical signs on the unit circle does not provoke instability (Arnold & Avez, 1968; Dalekii & Krein, 1974).

When studying linear stability, we deal with the linearization operator $L = \mathbb{J} D_{\mathbf{z}}^2 H(0)$, which is infinitesimally symplectic. This has the consequence: if λ is an eigenvalue of L , then so is $-\lambda$. Therefore, a necessary condition for the equilibrium to be stable is that $\text{Re spec}(L) = 0$.

Note that (2.8) remains Hamiltonian even if gyroscopic forces are added: the effect of the gyroscopic forces can be represented via a non-canonical Poisson bracket, in which a sum on repeated indices is understood:

$$\{F, H\} = F_{q^i} H_{p_i} - F_{p_i} H_{q^i} - S_{ij} F_{p_i} H_{p_j}. \quad (2.9)$$

Gyroscopic forces can provide an exchange of energy among the modes, and thus can significantly alter the behavior of the system; for example, they can stabilize an equilibrium with a non-zero degree of instability.

The fundamental classical stability theorems (Chetayev, 1961; Merkin, 1997; Thomson & Tait, 1879), some of which will be discussed in this review, can be deduced either by appealing to *spectral* properties of the dynamical system (2.4) or by appealing to the *geometrical* properties of (2.6). In particular, a linear stability analysis of (2.6) amounts to the eigenvalue analysis of $(\mathbb{J} + \mathbb{G}) H_{\mathbf{z}\mathbf{z}}$. In view of the simplicity of the symplectic operator in the Hamiltonian case, the stability of the system naturally can be inferred from the second variation of the Hamiltonian, that is the Hessian matrix of the second derivatives $H_{\mathbf{z}\mathbf{z}}$, though in a non-trivial way as discussed in the next subsection and in section V.C.

C. On the notions of stability

To conclude this section, we discuss various notions of (in)stability used throughout the paper. In the general discussion we refer to the system (2.6), and in the

⁶ We distinguish between *simple mechanical systems*, for which the Hamiltonian is separable $H = T + \Pi$, and *natural mechanical systems*, when it might be non-separable, *e.g.* when terms of gyroscopic type are present. In the text we consider both types depending on the context. Note that Arnold (1978, 1993) adopted a different definition for natural (Lagrangian) mechanical systems, namely $L = T - \Pi$ with T being $\frac{1}{2} \langle \dot{\mathbf{q}}, \dot{\mathbf{q}} \rangle$, where $\langle \cdot, \cdot \rangle$ is the Riemannian metric.

stability analysis to an equilibrium point \mathbf{z}_e of that system which satisfies $(\mathbb{J} + \mathbb{G}) \frac{\partial H}{\partial \mathbf{z}}(\mathbf{z}_e) = 0$. The **nonlinear (Lyapunov) stability** of \mathbf{z}_e is defined as follows.

Definition 3. *The equilibrium point \mathbf{z}_e is Lyapunov stable if, for all $\epsilon > 0$, there is a $\delta(\epsilon) > 0$ such that if*

$$\|\mathbf{z}(0) - \mathbf{z}_e\| < \delta, \quad (2.10)$$

then

$$\|\mathbf{z}(t) - \mathbf{z}_e\| < \epsilon, \quad (2.11)$$

for all $t > 0$. If δ can also be chosen such that if $\|\mathbf{z}(0) - \mathbf{z}_e\| < \delta$ then $\lim_{t \rightarrow \infty} \mathbf{z}(t) = \mathbf{z}_e$, the equilibrium is called **asymptotically stable**.

If the equation (2.6) is linear, then the stability is referred to as **linear stability**. If the stability of a linear system with the operator $(\mathbb{J} + \mathbb{G}) \frac{\partial H}{\partial \mathbf{z}}$ is investigated through its spectral properties, i.e. by analyzing the eigenmodes $\mathbf{z} = \hat{\mathbf{z}} e^{\lambda t}$, then stability characteristics are understood according to the notion of **spectral stability**: the origin is spectrally stable if there are no eigenvalues λ with $\text{Re } \lambda > 0$. While for practical purposes the most relevant definition is the Lyapunov's one which guarantees nonlinear stability, in reality one often ends up demonstrating weaker versions of stability, namely linear and spectral stability. Therefore, it is very important to appreciate the interrelation of them, at least with the help of examples. First of all the linear and nonlinear stability definitions do not imply each other: system with potential $V(q) = q^4/4$ demonstrates nonlinear stability, but linearization around the origin, $\dot{p} = 0$ & $\dot{q} = p$, produces a solution growing linearly in time, i.e. it is linearly unstable. However, this example is spectrally stable; thus, spectral stability does not imply even linear stability, however the converse is true. Another example, by Cherry (1925), given below in a different context proves that linear stability does not imply nonlinear stability. A similar example is discussed by Pollard (1966), and Siegel & Moser (1971). Before going into further discussion, we need the classical stability theorems in the conservative case. The oldest result goes back to Lagrange (1788):

Theorem 1. (Lagrange, 1788) *If the Hamiltonian is separable, i.e. $H = \frac{1}{2} \mathbf{p}^T \mathbf{I} \mathbf{p} + V(\mathbf{q})$, and \mathbf{q}_e is a local strict minimum of $V(\mathbf{q})$, then the equilibrium point $(\mathbf{p}_e = 0, \mathbf{q}_e)$ is stable.*

The converse is not true, as demonstrated by the following example due to Wintner (1947). Consider the C^∞ potential

$$V(q) = \begin{cases} e^{-q^{-2} \cos q^{-1}} & q \neq 0, \\ 0 & q = 0, \end{cases} \quad (2.12)$$

from which it follows that the equilibrium $q_e = 0$ is stable, but the origin is not a local minimum in view of wild

oscillations. Despite this example, additional conditions (apart from the absence of a minimum of $V(\mathbf{q})$) allow one to formulate a converse to the Lagrange-Dirichlet theorem, cf. Rumyantsev & Sosnitskii (1994) and references therein. The Lagrange theorem was proved by Dirichlet (1846) based on the definition of nonlinear stability and with the help of level sets of the energy functional which imposes restrictions on the behavior of trajectories in phase space. These pure geometric considerations served the impetus for Lyapunov's direct method (based on Lyapunov functions) and also has lead to the generalization of Lagrange theorem to the case when the Hamiltonian is not separable. The latter major result is now known as the Lagrange-Dirichlet theorem.

Theorem 2. (Dirichlet, 1846) *If the second variation (Hessian) of the Hamiltonian, i.e. $H_{\mathbf{z}\mathbf{z}}$ with $\mathbf{z} = (\mathbf{q}, \mathbf{p})$, is definite at the equilibrium point \mathbf{z}_e , then the equilibrium point is stable.*




FIG. 4 System with stable potential.

In the separable case it is easy to establish the connection between definiteness of the second variation of $H(\mathbf{q}, \mathbf{p})$ and the existence of a local minimum of $V(\mathbf{q})$, as depicted in Figs. 4 and 5. As an illustration of the Lagrange-Dirichlet principle, we refer to Fig. 4, where a trajectory of a stable two-dimensional system

$$\begin{aligned} \ddot{q}_1 + c_1 q_1 &= 0, \\ \ddot{q}_2 + c_2 q_2 &= 0, \end{aligned}$$

with $c_i > 0$, is projected onto the potential energy surface, $V(q_1, q_2) = \frac{1}{2} (c_1 q_1^2 + c_2 q_2^2)$. It should be noted that the Dirichlet theorem is not necessary, as illustrated by the linear part of the example due to Cherry (1925). Consider the Hamiltonian of two coupled oscillators

$$H = \frac{1}{2} \omega_2 (p_2^2 + q_2^2) - \frac{1}{2} \omega_1 (p_1^2 + q_1^2), \quad (2.13)$$

from which one can observe that the Hamiltonian produces two stable oscillators, but its second variation is indefinite.

III. MAIN CLASSICAL RESULTS AND THEIR GEOMETRY

A. Thomson-Tait-Chetaev theory

Here we will discuss two of the theorems by Thomson, Tait, and Chetaev, which are directly pertinent to

dissipation-induced instabilities. Instability in this section is understood in the Lyapunov sense; however, in some instances, we prove spectral instability, which implies (and gives sharper results than) Lyapunov instability and will be the subject of further discussion in Sec. IV.B.

Theorem 3. (Thomson-Tait-Chetayev). *If the system $\ddot{\mathbf{q}} + C_0\dot{\mathbf{q}} = 0$ has nonzero degree of instability, then the equilibrium remains unstable after the addition of gyroscopic and dissipative forces with complete dissipation (that is, $\tilde{Q}_i\dot{q}^i$ is negative definite).*

Proof. The presence of non-zero degree of instability implies that the potential energy Π will assume negative values in the vicinity of an equilibrium point. The energy balance,

$$\frac{dE}{dt} = \tilde{Q}_i\dot{q}^i, \quad E = T + \Pi, \quad (3.1)$$

where \tilde{Q}_i are dissipative forces with complete dissipation, implies that we can use the function $V = -E$ on the manifold $K(\mathbf{q} \neq 0, \dot{\mathbf{q}} = 0)$ in Krasovsky's theorem of instability⁷ (Krasovskii, 1963). Indeed, $\dot{V} = 0$ on K and $\dot{V} > 0$ outside the manifold, because the dissipation is complete, i.e. $\tilde{Q}_i\dot{q}^i < 0$ for $\dot{\mathbf{q}} \neq 0$. Since in the vicinity of the origin, $\Pi < 0$, V is positive when $\dot{\mathbf{q}} = 0$. The manifold K does not contain whole trajectories, since for $\dot{\mathbf{q}} = 0$ and $\mathbf{q} \neq 0$ the Lagrange equations (2.3) reduce to $\left. \frac{\partial \Pi}{\partial q^k} \right|_{\dot{\mathbf{q}}=0} = 0$, which is impossible for an isolated equilibrium. Therefore, the application of Krasovsky's theorem leads to instability. \square

This theorem implies that if a non-zero degree of instability equilibrium is stabilized with gyroscopic forces as in Fig. 5(a), then the stability is destroyed by an introduction of arbitrarily small dissipative forces. This result is illustrated in Fig. 5(c) for the following system

$$\begin{aligned} \ddot{q}_1 + g\dot{q}_2 + d\dot{q}_1 + c_1q_1 &= 0, \\ \ddot{q}_2 - g\dot{q}_1 + d\dot{q}_2 + c_2q_2 &= 0, \end{aligned}$$

⁷ Krasovsky's theorem states the following "If for a system $\frac{d}{dt}\mathbf{x} = X(\mathbf{x})$ one can find a function V such that its derivative \dot{V} satisfies two conditions, (1) $\dot{V} > 0$ outside K , and (2) $\dot{V} = 0$ on K , where K is a manifold of points not containing whole trajectories for $0 \leq t < \infty$, and also if in any vicinity of the origin one can find points at which $V > 0$, then the origin is unstable." This theorem is a generalization of Lyapunov's theorem on instability. Indeed, Lyapunov's version requires existence of a function $V : D \rightarrow \mathbb{R}$, defined on the domain D containing the equilibrium point $x = 0$, such that both V and \dot{V} assume the same sign in the vicinity of $x = 0$. That is, one can regard V as a counterpart of the standard Lyapunov function used in stability theorems (Khalil, 2001). Krasovsky's theorem relaxes Lyapunov's conditions on V , as is seen from the formulation of the theorem. A similar relaxation of the conditions on the Lyapunov function in the stability theorems is given in LaSalle's invariance principle (Khalil, 2001).

which has the equilibrium $(\mathbf{q}, \dot{\mathbf{q}}) = (\mathbf{0}, \mathbf{0})$. If $c_i < 0$, $i = 1, 2$, it has even degree of instability equal to 2. This equilibrium point can be spectrally stabilized in the absence of dissipation, $d = 0$, by adding gyroscopic forces provided that $|g| > \sqrt{-c_1} + \sqrt{-c_2}$. The addition of a dissipative force, $d > 0$, destabilizes the system regardless of its stability under the action of gyroscopic forces.

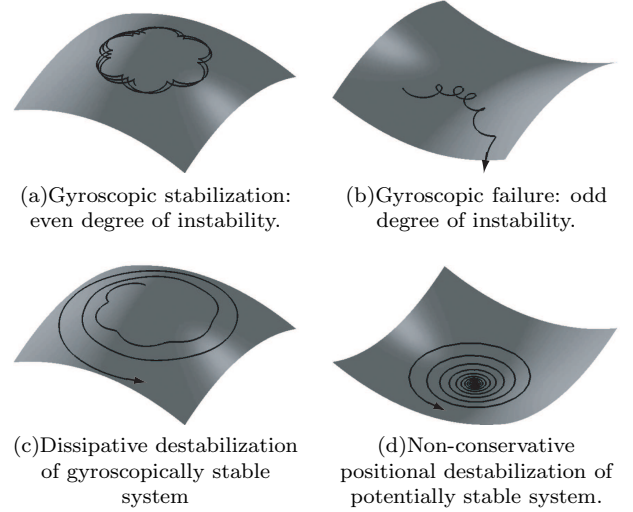


FIG. 5 Projection of dynamics onto potential energy surface.

The dynamics of this example can be interpreted, for instance, using the basic theory of the gyroscope, as that of the linearized equations of a Lagrange top, which is familiar to those who have spun a toy top or a ball on their fingertip. Even when the top is deflected from the unstable (vertical) equilibrium position and is thus under the action of destabilizing forces, a fast enough rotation makes it move in a direction perpendicular to the destabilizing force and to precess.

However, if the degree of instability is odd, as in Fig. 5(b), then the mechanism described above for gyroscopic stabilization does not work – gyroscopic stabilization is prohibited by another theorem:

Theorem 4. (Thomson-Tait-Chetayev). *If the system $\ddot{\mathbf{q}} + C_0\dot{\mathbf{q}} = 0$ has an odd degree of instability, then gyroscopic stabilization of the equilibrium is impossible.*

Proof. Here we consider system (2.4), when only potential and gyroscopic forces are present,

$$\ddot{\mathbf{q}} + S\dot{\mathbf{q}} + C_0\mathbf{q} = 0, \quad (3.2)$$

so that the spectral stability analysis leads to the characteristic equation,

$$\begin{vmatrix} \lambda^2 + c_1 & g_{12}\lambda & \dots & g_{1n}\lambda \\ g_{21}\lambda & \lambda^2 + c_2 & \dots & g_{2n}\lambda \\ \vdots & \vdots & \ddots & \vdots \\ g_{n1}\lambda & g_{n2}\lambda & \dots & \lambda^2 + c_n \end{vmatrix} = 0, \quad (3.3)$$

where g_{ij} are the entries of the gyroscopic matrix S , c_i are the stability coefficients, and λ 's are the eigenvalues. Obviously, the determinant is a polynomial of the form,

$$\lambda^{2n} + \dots + a_{2n} = 0, \quad (3.4)$$

where the last term is constant, *i.e.* independent of λ , and equals to the product of diagonal elements of the potential matrix C_0 , $a_{2n} = c_1 \dots c_n$, that is independent of gyroscopic forces. Note, that this product a_{2n} is non-zero since the equilibrium is isolated and negative since the degree of instability is odd by assumption of the theorem. Therefore, the function $\text{Det}(\lambda) = \lambda^{2n} + \dots + a_{2n}$ has two limiting values, $\text{Det}(0) = a_{2n} < 0$ and $\text{Det}(\lambda) \rightarrow +\infty$. As a result, $\text{Det}(\lambda)$ crosses λ -axis at the point where λ has positive real part, and thus the characteristic equation has at least one eigenvalue with positive real part. This yields instability according to Lyapunov's theorem on stability in the first approximation regardless of the presence and amplitude of gyroscopic forces. \square

Theorem 4 provides a necessary condition for stability and a sufficient condition for instability in the framework of spectral approach; sharper conditions for gyroscopic stabilization are discussed, for example, by Merkin (1974) and Hryniv *et al.* (2000). A geometric interpretation of theorem 4 is suggested by the Lagrange-Dirichlet criterion (Theorem 2), namely by looking at the second variation of the Hamiltonian, which in this case is simply (2.5) and results in

$$\delta^2 H = \begin{pmatrix} C_0 & 0 \\ 0 & \text{id} \end{pmatrix}. \quad (3.5)$$

Apparently this second variation is indefinite and thus does not guarantee the stability of this system, but does not disprove it either since the Lagrange-Dirichlet criterion is not necessary. However, it shows that the energy surface has a saddle point. Now, the advantage of separability of the Hamiltonian in this case (*i.e.* it is simply kinetic plus potential energy) allows one to use the converse to the Lagrange criterion which provides a sharp result on the instability: if the second variation is non-degenerate but indefinite, then one has spectral and hence Lyapunov instability. Lastly, we note that the determinant of the second variation, $\delta^2 H$, is simply the term a_{2n} in the characteristic polynomial thus establishing a natural link to the spectral proof of theorem 4.

It is also interesting to understand the effect of gyroscopic stabilization from an energetic and thus geometric point of view. The discussion below refers to a wide class of systems, but for illustrative purposes and in order to establish a connection to the subsequent sections we would like to treat again one of key examples, namely the Lagrange top problem (1.1), but with a different emphasis,

$$\ddot{x} + 2g\dot{y} + c_1 x = 0, \quad (3.6a)$$

$$\ddot{y} - 2g\dot{x} + c_2 y = 0. \quad (3.6b)$$

While the stability of this system can be studied by the spectral method as was done above, here we would like to introduce the notion of the *amended potential* to account for the effect of gyroscopic forces. The energy of this system is obviously

$$E = \frac{1}{2} [\dot{x}^2 + \dot{y}^2] + \frac{1}{2} [c_1 x^2 + c_2 y^2], \quad (3.7)$$

since the gyroscopic forces do no work, and the Lagrangian is given by

$$L = \frac{1}{2} [\dot{x}^2 + \dot{y}^2] - \frac{1}{2} [c_1 x^2 + c_2 y^2] + g [\dot{x}y - \dot{y}x]. \quad (3.8)$$

Effectively, the Lagrangian has the structure of a rotating system with angular velocity $\boldsymbol{\omega} = g\mathbf{k}$ since $\frac{1}{2}(\dot{\mathbf{x}} + \boldsymbol{\omega} \times \mathbf{x})^2$ naturally leads to the kinetic energy and gyroscopic terms in (3.8). Also, to understand the origin of the term $\dot{\mathbf{x}} + \boldsymbol{\omega} \times \mathbf{x}$, consider the transformation from the inertial frame \mathbf{x}' to a rotating frame \mathbf{x} and this will recover $\dot{\mathbf{x}}' = \dot{\mathbf{x}} + \boldsymbol{\omega} \times \mathbf{x}$. We will observe this behavior in the restricted three-body problem as well as in the Kepler problem later. Two different physical systems – a planar oscillator on a rotating plate and a charged spherical pendulum in a magnetic field – are discussed in Bloch *et al.* (2004). With this Lagrangian, momenta are $p_x = \dot{x} + gy$, $p_y = \dot{y} - gx$, and the corresponding Hamiltonian $H = E \circ (\text{FL})^{-1}$ is given by

$$H = \frac{1}{2} [p_x^2 + p_y^2] + g [p_y x - p_x y] + \frac{g^2}{2} [x^2 + y^2] + \frac{1}{2} [c_1 x^2 + c_2 y^2], \quad (3.9)$$

where $\text{FL} : TQ \rightarrow T^*Q$ is a Legendre transform from q^i, \dot{q}^j to q^i, p_j . First consider the symmetric case, $c_1 = c_2 = c$ and we are interested in the unstable potential energy, $c < 0$. Let $\mathbf{q} = (x, y)$, $\mathbf{p} = (p_x, p_y)$. It is clear that the second variation $\delta^2 H = H_{\mathbf{z}\mathbf{z}}$, where $\mathbf{z} = (\mathbf{q}, \mathbf{p}) \in T^*Q$, is indefinite:

$$H_{\mathbf{z}\mathbf{z}} = \begin{pmatrix} c + g^2 & 0 & 0 & g \\ 0 & c + g^2 & -g & 0 \\ 0 & -g & 1 & 0 \\ g & 0 & 0 & 1 \end{pmatrix}. \quad (3.10)$$

This can also be seen more easily from the simple formula (3.7) for E in terms of $(\mathbf{q}, \dot{\mathbf{q}}) \in TQ$ (the definiteness of $\delta^2 H$ does not depend on the choice of variables). Therefore, should one use the Lagrange-Dirichlet criterion, which is valid for general non-separable Hamiltonian, one cannot draw a conclusion concerning the stability of this system (the criterion guarantees stability only if the second variation is definite, but if it is indefinite the system could be stable or unstable). However, from a spectral analysis we know that the system is stable, provided that $|g| > \sqrt{-c}$. This interesting behavior follows from the existence of a conserved quantity, which can easily be found from the Noether theorem as a consequence of S^1 symmetry,

$$J = p_x y - p_y x = \dot{x}y - \dot{y}x + g(x^2 + y^2) = \text{const}, \quad (3.11)$$

which has a meaning of a conservation of an angular momentum. In this symmetric case, the natural treatment can be done in the polar coordinates, $x = r \cos \phi$ and $y = r \sin \phi$, so that the conserved quantities are

$$E = \frac{1}{2} (\dot{r}^2 + r^2 \dot{\phi}^2) + \frac{c}{2} r^2, \quad J = (g - \dot{\phi}) r^2 = \mu. \quad (3.12)$$

Obviously, in these coordinates ϕ is a cyclic variable, i.e. *natural mechanical system* reduces to *simple mechanical system*, and eliminating $\dot{\phi}$ yields

$$E = \frac{1}{2} \left\{ \dot{r}^2 + r^2 \left(g - \frac{\mu}{r^2} \right)^2 \right\} + \frac{c}{2} r^2, \quad (3.13)$$

and the part dependent on coordinates only, $V_\mu = \frac{c}{2} r^2 + \frac{r^2}{2} \left(g - \frac{\mu}{r^2} \right)^2$, can be regarded as an effective (amended) potential. In particular, if $\mu = 0$, then $V_\mu = \frac{c+g^2}{2} r^2$, which coincides with the potential part of the Hamiltonian (3.9) for $c_1 = c_2 = c$, and on the basis of the Lagrange-Dirichlet criteria guarantees stability if $g > \sqrt{-c}$, which is consistent with the results of the spectral analysis. This illustrates the basic idea of exploiting symmetries in analyzing the stability, and a more general theory – the energy-momentum method – will be discussed in section V.C. Note also that the same conclusions can be drawn by reformulating the problem as a constrained one with Lagrange multiplier $H_\mu = H + \lambda (J - \mu)$. We refer the reader to the illuminating discussion in the appendix to Wang *et al.* (1991).

In the non-symmetric case, i.e. when $c_1 \neq c_2$, there are no continuous symmetry and corresponding conservation law. However, we know that the spectral stability analysis yields the condition $|g| > (\sqrt{-c_1} + \sqrt{-c_2})/2$, while a naive identification of the effective potential from (3.9) as $\frac{g^2}{2} [x^2 + y^2] + \frac{1}{2} [c_1 x^2 + c_2 y^2]$ suggests the condition $|g| > \max_i \sqrt{-c_i}$, which is not as sharp as the spectral one. Therefore, the problem of defining the effective potential for non-symmetric systems is not resolved yet, but its use is quite apparent.

With the above understanding, the physical interpretation of theorem 4 becomes simple. Having again the Lagrange top in mind, but when the potential function surface is as in Fig. 5(b), then the gyroscopic force changes its direction passing from the concave to the convex part of the potential function, which leads to a change of the angular momentum, namely its component about the vertical axis. Finally, it is interesting to note that there are “exceptions” to theorem 4, as illustrated by the following example.

Example (Stability of a disk rolling along a straight line). Consider a perfectly circular disk of mass m and radius a rolling along the Ox_1 axis with angular velocity $\dot{\phi} = \Omega$, as in Fig. 6; this motion is a relative equilibrium. Because of the circular symmetry of the disk, the moment of inertia in the rotating $Gxyz$ -coordinate system is given by $\mathbf{I} = (I_x, I_y, I_z) = (A, B, C)$, where

$B = A$. We are interested in the first order perturbations of the Euler angles (θ, ψ, ϕ) ,

$$\theta = \frac{\pi}{2} + \theta', \quad \psi = \psi', \quad \dot{\phi} = \Omega \simeq \text{const}, \quad (3.14)$$

where θ' is a deflection of the disk from its vertical plane, and ψ' is a deflection from its straight trajectory along Ox_1 axis. This produces a simplified system

$$\ddot{\theta}' + \frac{C + ma^2}{A + ma^2} \Omega \dot{\psi}' - \frac{mga}{A + ma^2} \theta' = 0, \quad (3.15a)$$

$$\ddot{\psi}' - \frac{C}{A} \Omega \dot{\theta}' = 0, \quad (3.15b)$$

which apparently has an unstable potential energy and one negative stability coefficient (one degree of instability), but the gyroscopic force can stabilize the motion provided

$$\Omega^2 \geq \frac{A}{C} \frac{mga}{C + ma^2}.$$

Even though the equilibrium solution – the disk rolling

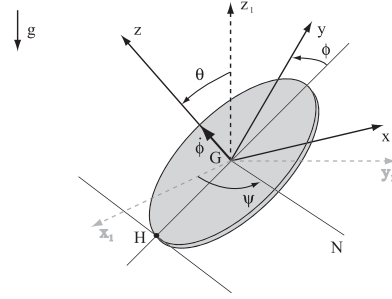


FIG. 6 Geometric set-up. $Gxyz$ is “frozen” in the disk. Gz is perpendicular to the disk plane. GN is a line of nodes (cross-section of planes x_1Gy_1 and xOy), which is parallel to the surface of contact. Line HN' is tangent to the disk at point H .

with a constant speed $\Omega \cdot a$ – is a relative equilibrium, the resulting linearized equations are accounted for by an operator with constant coefficients and thus the classical analysis should be readily applicable. The gyroscopic stabilization of an equilibrium in systems with odd degree of instability seems to be impossible in view of the Thomson-Tait-Chetayev theorem 4 on the necessary condition for gyroscopic stabilization. However, the example of rolling disk does not contradict this theorem: the gyroscopic stabilization is possible in this case in view of criticality, i.e. when at least one of the stability coefficients is zero, which is not accounted for by the classical theorems. ■

1. Application 1: Radiation induced instability

As an application of the Thomson-Tait-Chetayev result (Theorem 3), we consider the work of Hagerty *et al.*

(1999, 2003), in which radiation induced instability is discussed. We show here that this type of instability can be accounted for using Theorem 3.

The physical set-up is modelled by a finite-dimensional system – for example, a two-degree of freedom gyroscopic systems analogous to the Lagrange top without dissipation (1.1) – coupled to an infinite-dimensional one, such as the wave equation $\frac{\partial^2 w}{\partial t^2} - c^2 \frac{\partial^2 w}{\partial \xi^2} = 0$, that is responsible for a process of wave radiation. Coupling of this type is important in various physical systems: for the origin of this model we refer to Soffer & Weinstein (1999). The resulting governing system has the form

$$\begin{aligned} \ddot{x} + g\dot{y} + \alpha x &= \gamma \int_0^t [x(s) + y(s)] ds, \\ \ddot{y} - g\dot{x} + \beta y &= \gamma \int_0^t [x(s) + y(s)] ds, \end{aligned} \quad (3.16)$$

where the definitions on the left hand side are the same as in (1.1) and the right hand side describes the effects of radiation through the wave propagation process, whose form originates from the coupling $\gamma \int_{\mathbb{R}} \chi(\xi) w(\xi, t) d\xi$ to the finite-dimensional dynamics with the distribution $\chi(\xi)$. The work of Hagerty *et al.* (1999) establishes the Lyapunov instability of this system which is caused by the presence of radiation even when the mechanical part (*i.e.* the left-hand side) of (3.16) is spectrally stable, say gyroscopically stabilized.

The proof in Hagerty *et al.* (1999) is based on differentiation of the above system followed by a direct analysis. On the other hand, in our approach, we introduce another variable, $z = \int_0^t [x(s) + y(s)] ds$, so that the preceding system reads

$$\ddot{\phi} + G\dot{\phi} + C\phi = \mathbf{0}, \quad \phi = [x, y, z]^T, \quad (3.17)$$

where G and C are given by

$$G = \begin{bmatrix} 0 & -g & 0 \\ g & 0 & 0 \\ -1 & -1 & 0 \end{bmatrix}, \quad C = \begin{bmatrix} \alpha & 0 & -\gamma \\ 0 & \beta & -\gamma \\ 0 & 0 & 0 \end{bmatrix}.$$

Introducing the change of variables, $\phi' = A\phi$, where A is such that ACA^{-1} is diagonal, we arrive at

$$\ddot{\phi}' + \tilde{G}\dot{\phi}' + \tilde{C}\phi' = \mathbf{0}, \quad \tilde{C} = \begin{bmatrix} \alpha & 0 & 0 \\ 0 & \beta & 0 \\ 0 & 0 & 0 \end{bmatrix},$$

where

$$\tilde{G} = \begin{bmatrix} \frac{\gamma}{\alpha} & \frac{\gamma}{\alpha} - g & \frac{\gamma^2}{\alpha^2} + \frac{\gamma}{\beta} \left(\frac{\gamma}{\alpha} - g \right) \\ \frac{\gamma}{\beta} + g & \frac{\gamma}{\beta} & \frac{\gamma^2}{\beta^2} + \frac{\gamma}{\alpha} \left(\frac{\gamma}{\beta} + g \right) \\ -1 & -1 & -\frac{\gamma}{\alpha} - \frac{\gamma}{\beta} \end{bmatrix},$$

where the new matrix \tilde{G} has non-degenerate symmetric (dissipative) and anti-symmetric (gyroscopic) parts. Therefore, if the system with $\tilde{G} = 0$ is unstable, then

adding arbitrary gyroscopic and dissipative forces leaves it unstable in accordance with Theorem 3. Note that even though the classical Thomson-Tait-Chetayev theory was developed for non-critical case (*i.e.*, all the stability coefficients are non-zero), its physical implications are wider and in many situations, including this one, an examination of the proofs shows that the theorems are still true and yield correct predictions.

2. Application 2: The Levitron

The invention of a levitating magnetic object by Harrigan (1983) overcame the taboo imposed by the Earnshaw theorem⁸ (Earnshaw, 1842) and received some resonance in the literature (Berry, 1996; Simon *et al.*, 1997). However, a closer look at this problem reveals that Harrigan had a very strong intuitive reasons that are, in fact, supported by the Thomson-Tait-Chetayev theory. As discussed in Sec. 2, this theory allows the possibility of gyroscopic stabilization of an unstable system (with nonzero degree of instability), a fact that is used in numerous engineering applications (such as a monorail car, etc.). It is curious that despite the existence of this classical theory, the explanation of stabilization in the literature was based on an approximate adiabatic invariants theory (*cf.* Berry (1996) and Simon *et al.* (1997)). As discussed below, a simpler explanation of the stability of the Levitron can be based on the Thomson-Tait-Chetayev theory.

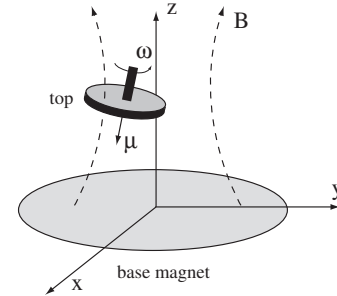


FIG. 7 Schematics of the Levitron.

The dynamics of a point magnetic dipole of strength

⁸ This theorem states that a collection of point charges cannot be maintained in an equilibrium configuration solely by the electrostatic interaction of the charges. In general this theorem applies to static forces $\mathbf{F}(x)$, which are functions of position – gravitation, electrostatic and magnetostatic. Note that these fields are always divergenceless, $\text{div } \mathbf{F} = 0$. The proof of the theorem is a simple consequence of Gauss theorem. Indeed, at a point of equilibrium the force is zero, and if the equilibrium is stable the force must point in towards the point of equilibrium on some small sphere around the point. However, by Gauss' theorem, $\int \mathbf{F}(x) dS = \int \text{div } \mathbf{F} dV$, the integral of the radial component of the force over the surface must be equal to the integral of the divergence of the force over the volume inside which is zero.

μ and mass M in an axisymmetric magnetic field \mathbf{B} , as shown in Fig. 7, is governed by torque and force balance (angular and linear momenta respectively) as follows,

$$\begin{aligned} d_t \boldsymbol{\mu} &= \frac{\mu}{I\omega} \boldsymbol{\mu} \times \mathbf{B}, \\ Md_t^2 \mathbf{r} &= \nabla (\boldsymbol{\mu} \cdot \mathbf{B}) - Mg\hat{z}. \end{aligned}$$

The magnetic field can be represented in the neighborhood of its axis of symmetry by means of a Taylor series expansion

$$\begin{aligned} B_z &= B_0 + Sz + Kz^2 - \frac{1}{2}Kr^2 + \dots, \\ B_r &= -\frac{1}{2}Sr - Krz + \dots \end{aligned}$$

With the following non-dimensionalization,

$$\begin{aligned} \boldsymbol{\mu} &\rightarrow a\boldsymbol{\mu}, \quad \mathbf{r} \rightarrow \alpha\mathbf{r}, \quad t \rightarrow \gamma t; \\ \frac{a}{\alpha} &= \frac{\omega_p}{\omega} \frac{\mu^2 M}{I}, \quad \gamma = \sqrt{\frac{M}{I\omega}}, \quad \omega_1 = \gamma \frac{a}{\alpha} \frac{S}{2M}, \quad \omega_2 = \gamma\omega_p, \end{aligned}$$

the linearized equations for $\mathbf{z} = [x, y, \mu_x, \mu_y]^T$ written in component form become:

$$\begin{aligned} \frac{d^2 \mathbf{z}}{dt^2} - \begin{bmatrix} 0 & 0 & 0 & -\frac{\omega_1}{\omega_2} \\ 0 & 0 & \frac{\omega_1}{\omega_2} & 0 \\ 0 & -\frac{\omega_1}{\omega_2} & 0 & 0 \\ \frac{\omega_1}{\omega_2} & 0 & 0 & 0 \end{bmatrix} \frac{d\mathbf{z}}{dt} \\ - \begin{bmatrix} 1 + \frac{\omega_1^2}{\omega_2^2} & 0 & 0 & 0 \\ 0 & 1 + \frac{\omega_1^2}{\omega_2^2} & 0 & 0 \\ -\omega_1 & 0 & -\omega_2^2 & 0 \\ 0 & -\omega_1 & 0 & -\omega_2^2 \end{bmatrix} \mathbf{z} &= 0. \end{aligned}$$

It is obvious that the degree of instability of this system is even, so that one can expect stabilization for certain ratio of frequencies ω_1 and ω_2 , since the stabilization is achieved only at certain amplitude of gyroscopic force.

The dissipative effects in a spinning top are known to be crucial since they determine the finite lifetime of a stable levitation (Simon *et al.*, 1997). However, those effects are, in general, very complicated due to the top's finite size, conductivity, magnetization, interaction with air, etc. As shown in Krechetnikov & Marsden (2006), eddy currents introduce both types of non-conservative forces, *i.e.*, dissipative and positional. The presence of both types of non-conservative forces implies that the Levitron will always be unstable (though the characteristic time of instability can be large) unless these dissipative effects are compensated with external pumping of energy, as is often done in gyroscopic systems (Merkin, 1997).

3. A few more applications

Concluding the discussion of the Thomson-Tait-Chetayev theory, we would like to mention a couple of

other interesting physical phenomena where effects of dissipation play the crucial role. In the first one – *the inversion of a tipp-top* shown in Fig. 8 – the role of dissipation was the subject of a long debate until Cohen (1977) established the contention of the earlier works in 1950's that it is the sliding frictional forces acting at the point of contact between the top and the plane of support which are responsible for the inversion. The main difficulty of

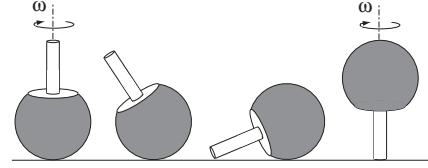


FIG. 8 Inversion of a tipp-top.

accounting for dissipation in this problem was that the usual Coulomb law leads to nonlinear term, which disappears in the linearized equations used to study the instability, until O'Brien & Synge (1953) suggested to use a viscous friction linear in the sliding velocity. The relative complexity of this problem has led to various numerical studies aiming to prove the destabilizing effect of dissipation, such as Cohen (1977), Kane & Levinson (1978) and Or (1994). The history of this problem is well-discussed in these references and in Ebenfeld & Scheck (1995).

However, speaking of the most fundamental cause for (linear) instability, one can use the Thomson-Tait-Chetayev argument and avoid lengthy computations. To achieve this we will omit bulky equations, but rather provide more insightful analysis applicable in many other situations. In particular, we refer to the linearized equations of motion given in Or (1994) (equations (11) in that reference), which in the absence of friction after some algebra take the form

$$\ddot{\mathbf{q}} + (S + D)\dot{\mathbf{q}} + (C + P)\mathbf{q} = 0. \quad (3.18)$$

Even though the problem is non-holonomic (in the absence of dissipation) and thus non-Hamiltonian, the energy is conserved, and therefore both the non-linear and linearized equations are conservative. It is notable, that it appears that (3.18) contains dissipative and positional forces. However, because of the conservative nature of these equations, there should exist a linear transformation $\mathbf{q} \rightarrow \mathbf{T}\tilde{\mathbf{q}}$ such that system (3.18) transforms into (2.4) without non-conservative forces,

$$\ddot{\tilde{\mathbf{q}}} + \mathbf{T}^{-1}(S + D)\mathbf{T}\dot{\tilde{\mathbf{q}}} + \mathbf{T}^{-1}(C + P)\mathbf{T}\tilde{\mathbf{q}} = 0, \quad (3.19)$$

where $\mathbf{T}^{-1}(C + P)\mathbf{T}$ is made diagonal. Since the linearized dynamics is conservative, the term $\mathbf{T}^{-1}(S + D)\mathbf{T}$ should be necessarily skew-symmetric (gyroscopic). Therefore, the addition of sliding friction should lead to terms symmetric in $\dot{\tilde{\mathbf{q}}}$ and produce instability in accordance with Thomson-Tait-Chetayev theorem

3, thus explaining the dissipation-induced instability of a tippe-top.

Nowadays, the problem of stability of a tippe-top is well-understood globally as well, after the work of Ebenfeld & Scheck (1995). Namely, they demonstrated that the only asymptotic solutions, to which the spinning tippe-top could tend if they are found to be stable, are (i) *rotational*, when the top rotates about a vertical axis through a fixed point on the plane, (ii) *tumbling*, when the motion of the spinning top rolls over the plane without sliding, and (iii) *spinning with sliding* over the plane of support. Those solutions are also proved to be the limit sets of the solution for general problem and arbitrary initial conditions. Ebenfeld and Scheck also established the conditions for which each of the constant energy solution in the limit set is stable, so that there exists only one trajectory tending to this solution as $t \rightarrow \infty$ for arbitrary initial conditions. Another problem, which is often related to the tippe-top, – namely, the rattleback (Walker, 1979) – does not seem to have the same profound effect of dissipation (Borisov & Mamaev, 2003).

Another fascinating physical system – *the skipping stones* (cf. Fig. 9) – also illustrates theorem 3. However,

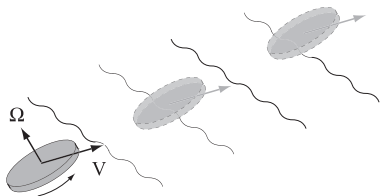


FIG. 9 Skipping stone.

besides the oversimplified phenomenological theory (Bocquet, 2003), there is no adequate (even approximate finite-dimensional) description of this problem, which would allow one to understand its physics better. It is notable that skipping stones (cf. Fig. 9) require an initial spin Ω for gyroscopic stabilization (Bocquet, 2003) and their interaction with the underlying fluid leads to dissipation. Therefore an approximate, finite-dimensional, description should fit the universal picture introduced in this work. In particular, the known fact of gyroscopic stabilization and presence of dissipation in this problem allows one to conclude that the skipping stone will always be unstable in accordance with experience and theorem 3; as in the Levitron, depending on the details of the particular situation, the characteristic time of instability can be large.

To illustrate the fact that dissipation-induced instabilities are encountered from microscopic to astronomical scales, we would like to appeal to the classical (planar) circular restricted three-body problem following the work of Murray (1994). This problem concerns the motion of a test particle moving under the gravitational effect of two masses m_1 and m_2 , which in turn move in circular orbits about their common center of mass and are not influenced by the motion of the particle. The motion

is considered in a coordinate system rotating about the common center of mass with the same frequency as the two masses so that both of them lie on the x -axis with coordinates $(-\mu_2, 0)$ and $(\mu_1, 0)$, where $\mu_i = m_i/(m_1+m_2)$. The resulting equations of motion (Murray, 1994) are

$$\ddot{x} - 2\dot{y} = \frac{\partial U}{\partial x} + F_x, \quad (3.20a)$$

$$\ddot{y} + 2\dot{x} = \frac{\partial U}{\partial y} + F_y, \quad (3.20b)$$

where

$$U = \frac{\mu_1}{r_1} + \frac{\mu_2}{r_2} + \frac{1}{2} [x^2 + y^2], \quad (3.21)$$

with $r_1^2 = (x + \mu_2)^2 + y^2$, $r_2^2 = (x - \mu_1)^2 + y^2$. In the absence of drag, $\mathbf{F} = \mathbf{0}$, system (3.20) possesses one integral of motion, namely the Jacobi integral $C = 2U - \dot{x}^2 - \dot{y}^2$, which naturally defines the zero velocity curves some of which are shown in Fig. 10.

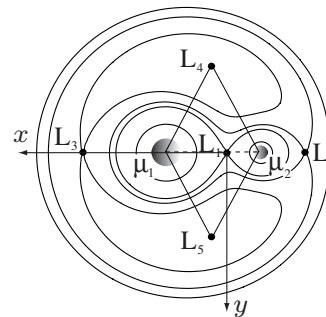


FIG. 10 Restricted three-body problem: critical zero velocity curves and Lagrangian equilibrium points.

Figure 10 also indicates the location of the five Lagrangian equilibrium points, three collinear ones L_{1-3} and two triangular L_{4-5} . From the classical stability analysis it is known that the L_4 and L_5 points are spectrally stable provided $\mu_1\mu_2 < 1/27$, while the remaining points are unstable. The presence of drag in general changes the location of the equilibrium points, but of course does not make the stability analysis meaningless. In the case of simple nebular drag when the force is proportional to the velocity of the particle in the rotating frame, $\mathbf{F} = k(\dot{x}, \dot{y})$, the locations of the equilibrium points are not affected and, as clearly follows from the Thomson-Tait-Chetayev theorem 3, the stability of triangular equilibrium points L_4 and L_5 is destroyed. The same conclusion applies to more realistic drag forces, including radially dependent inertial drag forces, $\mathbf{F} = k(\dot{x}, \dot{y}) r^n$, and Poynting-Robertson light drag, which is caused by the non-isotropic re-emission of radiation absorbed by the test particle.

B. Merkin theory

The counterpart of the Thomson-Tait-Chetayev theorem 3 for non-conservative positional forces is the follow-

ing.

Theorem 5. (Merkin). *The introduction of non-conservative positional forces (that is, the skew-symmetric matrix P in (2.4) is non-zero) into a stable purely potential system, $\ddot{\mathbf{q}} + C_0\mathbf{q} = 0$, with equal frequencies destroys the stability of the equilibrium regardless of the form of the nonlinear terms.*

Proof. Consider the following system,

$$\ddot{\mathbf{q}} + C\mathbf{q} + P\dot{\mathbf{q}} = F(\mathbf{q}), \quad C = cE, \quad P^T = -P. \quad (3.22)$$

The potential part, C , is a diagonal matrix with equal eigenvalues, c , and non-conservative part, P , is an skew-symmetric matrix. From the corresponding characteristic equation, $\det[E(\lambda^2 + c) + P] = 0$, we see that $\lambda^2 + c$ is imaginary, so that λ is unstable. It is notable that the second variation of the Hamiltonian (when $P \equiv 0$) is positive definite at the origin, $\delta^2 H = c^n$, where n is the system dimension. \square

For the history and other important results we refer to Merkin (1974, 1997), Zajac (1964), Agaonov (2002), and Seyranian & Mailybaev (2003). To illustrate theorem 5, consider system (1.2). A study of the corresponding characteristic equation shows that the addition of non-zero, non-conservative, positional forces (that is, $p \neq 0$) to a stable system (that is, with zero degree of instability) with equal frequencies makes it unstable, as shown in Fig. 5(d). Note that the second variation of the Hamiltonian of the original system is positive definite at the origin.

1. Application 1: Rotating shafts

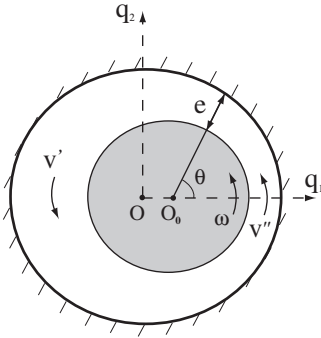


FIG. 11 Rotating shaft geometry (Kapitsa, 1939).

As a classical illustration of dissipation-induced instability due to positional forces we consider the problem of rotating shaft, discussed in the introduction and originally treated by Kapitsa (1939). Since the dissipative nature of these forces should be clear from the physical setup, we consider the dynamics of the perturbation only. Let the rotor is rotating with an angular velocity ω in the ring housing with the space between them filled with a

hydrodynamic medium, as depicted in Fig. 11. If the rotor center O_0 coincides with the housing center O , then the friction induces a breaking moment only since the gas velocity has the same profile along the uniform gap. Now, consider the case when the center is displaced by a small amount $OO_0 = q_1$ to the right along the q_1 -axis. Since the clearance becomes narrower in the direction of displacement, we have $v'' > v'$ as shown in Fig. 11, which leads to different frictional forces on the right and left sides of the rotor surface. Indeed, since the difference between the peripheral velocity of the rotor and the medium is larger on the right side then the friction on that side is larger than on the left side thus inducing a resultant force in q_2 -direction. Quantitatively, this can be explained as follows. If the clearance between the rotor and the ring is e_0 when their centers coincide, then assuming that the clearance is much smaller than the rotor radius R in the first approximation we get $e = e_0 - q_1 \cos \theta$. Next, if the average velocity of the medium is $R\omega/2$ and taking into account that the volume of the medium moving through any cross-section remains constant, we arrive at the simple relation $ve = R\omega e_0/2$.

Using these facts, we can compute the frictional force dS (per unit length in the third dimension) acting a peripheral surface element $Rd\theta$. Assuming that it is proportional to the square of the relative velocity⁹ $(R\omega - v)^2$ and projecting the force onto the q_2 -axis and integrating over θ we get

$$S_{q_2} = -\kappa\rho \int_0^{2\pi} (R\omega - v)^2 \cos \theta d\theta \sim q_1. \quad (3.23)$$

Similarly, we can deduce $S_{q_1} \sim -q_2$ and writing down Newton's second law with the appropriate non-dimensionalization we recover system (1.2). It is notable that breaking of symmetry of the problem (by displacing the rotor from its center position) skew-symmetric positional forces appear. While in this case it is obvious that should one treat the rotating shaft as a closed system (not only the dynamics of perturbation, but also the dynamics of the basic state – relative equilibrium), these forces would lead to energy dissipation. This is different from the example considered next, when the same linear system (1.2) accounts for the influence of the follower force, which is the force from the external and thus pumps the energy into a system.

2. Application 2: Secondary instability

In this section we continue the discussion of the simultaneous appearance of both types of non-conservative effects and demonstrate their combined effect, which leads

⁹ However, in reality the friction law is a general function of velocity and other variables, so that one can expect the presence of the usual velocity-dependent dissipative forces as well.

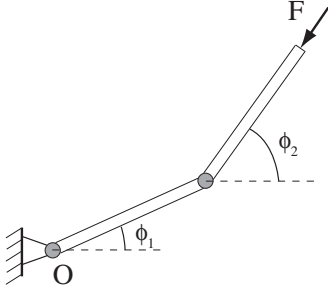


FIG. 12 Schematics of cantilever – elastic bar.

to a *secondary dissipation-induced instability* phenomenon, the appearance of which was discovered by Ziegler (1952) in the context of elastic systems. Here we consider a system of this type, namely two identical bars of length l and mass m , and torsional springs of stiffness c_0 , as shown in Fig. 12. For simplicity, the two-bar system is restricted to a plane and not subjected to a gravity field. The moment of inertia of the first bar with respect to the point of attachment O is J_1 and of the second bar with respect to its center of mass is J_2 . With these definitions, the kinetic and potential energies of the system for small deflections $\phi_{1,2}$ (linearization) are

$$T = \frac{1}{2} \left(a_{11} \dot{\phi}_1^2 + 2a_{12} \dot{\phi}_1 \dot{\phi}_2 + a_{22} \dot{\phi}_2^2 \right),$$

$$\Pi = \frac{1}{2} c_0 \phi_1^2 + \frac{1}{2} c_0 (\phi_2 - \phi_1)^2,$$

where $a_{11} = J_1 + ml^2$, $a_{12} = \frac{1}{2} ml^2$, $a_{22} = J_2 + \frac{1}{4} ml^2$. The resulting Euler-Lagrange equations for angles ϕ_1 and ϕ_2 are:

$$\begin{bmatrix} a_{11} & a_{12} \\ a_{12} & a_{22} \end{bmatrix} \begin{bmatrix} \ddot{\phi}_1 \\ \ddot{\phi}_2 \end{bmatrix} + \begin{bmatrix} c_{11} & c_{12} \\ c_{12} & c_{22} \end{bmatrix} \begin{bmatrix} \phi_1 \\ \phi_2 \end{bmatrix} + \begin{bmatrix} 0 & p \\ -p & 0 \end{bmatrix} \begin{bmatrix} \phi_1 \\ \phi_2 \end{bmatrix} = 0, \quad (3.24)$$

where $a_{11} = \frac{4}{3} ml^2$, $a_{12} = \frac{1}{2} ml^2$, and $a_{22} = \frac{1}{3} ml^2$; $c_{11} = 2c_0 - Fl$, $c_{12} = \frac{1}{2} Fl - c_0$, $c_{22} = c_0$, and $p = \frac{1}{2} Fl$. System (3.24) can be reduced to form (2.4) as discussed in Sec. II.B. Note, that the follower force contributes to both the positional P and potential C matrices, and thus the situation is slightly more general than the one accounted by Merkin's theorem. The eigenvalue analysis of (3.24) leads to a quartic equation for λ , of the form $a\lambda^4 + b\lambda^2 + c = 0$; this shows that the solution is stable if $\lambda^2 < 0$, that is

$$b > 0, \quad b^2 - 4ac > 0, \quad (3.25)$$

which yields $F < \frac{6}{5} \left(3 - \sqrt{\frac{20}{3}} \right) \frac{c_0}{l}$. The stability breaks when the magnitude of the follower force exceeds this value and thus the second inequality in (3.25) changes its sign. This model was studied by Nikolai (1939) as an approximation for the effects occurring due to the outflow of combustion gases in jet engines.

Apparently, in addition to the positional (follower) force F there are regular dissipative forces, so that one can introduce a regular dissipation into the previous example (3.24) and study the effect of two non-conservative forces as in (2.4), which appear in (2.4) through matrices P (positional forces) and D (regular dissipation). The origin of D can be due to hydrodynamic friction inside the bar-tubes through which there is a flow of liquid and the ejection of which creates a follower force similar to that in a jet engine. Suppose for simplicity that the dissipation matrix D is diagonal with equal diagonal entries of magnitude ϵ , and the magnitude of the follower force is slightly below its critical value; that is, the system is close to buckling.

Performing an asymptotic study of the eigenvalue problem $\dot{\phi} = \hat{\phi} e^{\lambda t}$ for (3.24), and writing $\lambda \simeq \lambda_0 + \epsilon \lambda_1$ for the eigenvalues, where λ_0 is the eigenvalue of problem (3.24) without regular dissipation (the stable configuration), it is straightforward to show that

$$\lambda_1 = -\frac{c_0 + e_1 + (a_{11} + a_{22}) \lambda_0^2}{2(b + 2a\lambda_0^2)}, \quad e_1 = 2c_0 - Fl;$$

that is, under assumptions of stability of the non-dissipative system (3.25) and in the case when both $a > 0$ and $c > 0$ (one can show that this is physically realizable), the system experiences an instability, since $\lambda_1 > 0$, for an arbitrary small dissipation ϵ .

C. On phase space behavior

Having discussed the geometric picture of dissipation-induced instabilities in terms of the second variation $\delta^2 H$ and trajectories in the phase space, we would like to address another important geometric implication: how does a volume $V(t)$ of some region $D(t)$ in the phase space change with time under the phase flow

$$g^t : (\mathbf{p}(0), \mathbf{q}(0)) \mapsto (\mathbf{p}(t), \mathbf{q}(t)). \quad (3.26)$$

In the Hamiltonian case, it is known that the phase space volume is conserved, $D(t) = g^t D(0) = \text{const}$, according to Liouville's theorem (Arnold, 1978). More generally, if we have a system of ODEs $\dot{\mathbf{x}} = \mathbf{f}(\mathbf{x})$, then the volume in \mathbf{x} -space is conserved if $\text{div } \mathbf{f} = 0$, where $\text{div } \mathbf{f}$ is the time rate of change of the phase space volume. If \mathbf{x}_0 is a non-singular point, then by the local normal form theorem (Arnold, 1973), there exists an orthogonal volume-preserving transformation $\mathbf{y} = \mathbf{y}(\mathbf{x})$, such that this system in the neighborhood of \mathbf{x}_0 takes the form

$$\dot{y}_1 = |\mathbf{f}(\mathbf{x}_0)|,$$

$$\dot{y}_j = \lambda_j y_j, \quad j = 2, \dots, n,$$

where λ_j are local Lyapunov exponents. This indicates that one eigenvalue of a flow at a non-singular point \mathbf{x}_0 always vanishes and the associated eigenvector points in the direction of the flow. All other Lyapunov exponents

are responsible for the phase space volume deformations. Therefore, the divergence can be expressed in terms of the local Lyapunov exponents, $\text{div } \mathbf{f} = \sum_j \lambda_j$.

Next, for simplicity, consider the case of a velocity phase space; then our two key examples from previous sections – the Lagrange top and the rotating shaft – can be treated in a straightforward manner. In the case of an instability induced by *regular dissipation*, the system for $\mathbf{z} = (q_1, v_1, q_2, v_2)^T$ is of the form

$$\frac{d\mathbf{z}}{dt} = \begin{pmatrix} 0 & 1 & 0 & 0 \\ -c_1 & -d & 0 & -g \\ 0 & 0 & 0 & 1 \\ 0 & g & -c_2 & -d \end{pmatrix} \mathbf{z}. \quad (3.27)$$

Therefore, $\text{div } \mathbf{f} = -2d$, i.e. the volumes shrink with time at the same rate everywhere in the available regions of phase space. This may appear to contradict the fact that the equilibrium of the above system is unstable with $\mathbf{z}(t)$ growing exponentially in time. These two facts can be reconciled by noting that even though the volume $D(t)$ in \mathbf{z} -space is decreasing, some of its dimensions are growing in the unstable eigen-directions of the operator on the right-hand side of $\dot{\mathbf{z}} = (\mathbb{J} + \mathbb{G}) \nabla_{\mathbf{z}} H$, as depicted in Fig. 13. Here \mathbb{J} is a symplectic skew-symmetric operator, and \mathbb{G} is the dissipative part of the operator (metriplectic part). It is worth noting that those unstable eigen-directions need not coincide with unstable eigen-directions of the second variation $\nabla_{\mathbf{z}}^2 H|_{\mathbf{z}=0}$.

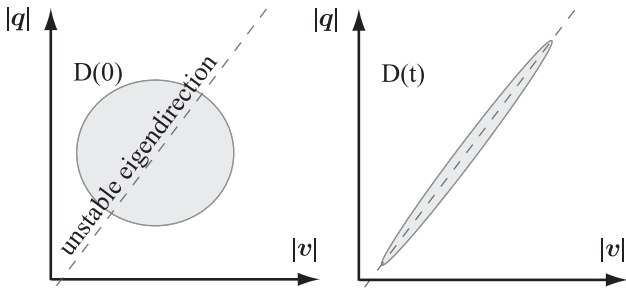


FIG. 13 A cartoon showing the velocity phase space shrinkage in the case of dissipation-induced instability.

Next, in the case of an instability induced by *positional forces*, the system is

$$\frac{d\mathbf{z}}{dt} = \begin{pmatrix} 0 & 1 & 0 & 0 \\ -c & 0 & -p & 0 \\ 0 & 0 & 0 & 1 \\ p & 0 & -c & 0 \end{pmatrix} \mathbf{z}. \quad (3.28)$$

From here we immediately see that $\text{div } \mathbf{f} = 0$, that is the volume is conserved even though the system is non-conservative, which illustrates that Liouville's theorem does not have a converse. In terms of the behavior of the phase space this case is analogous to the Hamiltonian instabilities: the phase space volume shape is deformed similar to Fig. 13, but its volume is conserved.

D. Summary and discussion

In this section we have illustrated the power of the relevant classical theorems in explaining several phenomena currently under discussion in the literature (such as radiation-induced instability, the Levitron, *etc.*). We also introduced the basic geometric interpretation of the two fundamental destabilization mechanisms, which are summarized below, and demonstrated their generic simultaneous appearance in physical systems. The latter naturally leads to the notion of secondary dissipation-induced instabilities.

As the structure of the complete fundamental system (2.4) suggests, the two non-conservative destabilizing effects that we have discussed and that are illustrated in Figs. 5(c) and 5(d), exhaust the most fundamental possibilities for finite-dimensional mechanical systems.

The two destabilization mechanisms can be summarized as follows. If a stable equilibrium is formed from an unstable potential energy together with stabilizing gyroscopic forces, then this stability is destroyed by arbitrary dissipative forces. On the contrary, if the stable equilibrium is formed from stable potential forces with equal frequencies alone, then the stability is destroyed by arbitrary non-conservative positional forces. It is notable that these two cases both have *anti-symmetric coupling* in system (2.4), which basically prohibits the construction of a Lyapunov function to prove stability. The instabilities occur in both cases due to breaking of symmetry in the original conservative system (and its phase space) so that the eigenvalues move away from the imaginary axis.

To summarize the geometric observations, we again refer to the two key examples – the Lagrange top and the rotating shaft – discussed in the introduction. As pointed out by Bloch *et al.* (1994), the fact that the second variation of the Hamiltonian $H = \frac{1}{2}\dot{\mathbf{z}}^T \dot{\mathbf{z}} + \frac{1}{2}\mathbf{z}^T C \mathbf{z}$ for (1.1) is indefinite is crucial for the destabilizing effect of dissipation, since the condition necessary for stability of a Hamiltonian system, namely definite second variation $\delta^2 H$ in the Lagrange-Dirichlet theorem, is not satisfied. At the same time, it is notable that, in contrast to the Lagrange top example (1.1), the second variation $\delta^2 H$ for the rotating shaft problem (1.2) is positive definite at the origin and thus the energy of the disturbance eventually grows¹⁰. Thus, in the finite-dimensional case, the fundamental difference in the type of non-conservative forces, *i.e.* regular dissipative versus positional, has a direct impact and goes in parallel with a drastic change in the geometrical picture, *i.e.* indefinite versus definite second

¹⁰ This, however, does not prohibit having $\dot{H} < 0$ on certain portions of the trajectory as can be readily seen from the energy production rate equation: $\dot{H} = p(z_1 \dot{z}_2 - z_2 \dot{z}_1)$. These portions of a motion correspond to the trajectories that are temporarily heading towards equilibrium.

variation:

indefinite $\delta^2 H \Rightarrow$ dissipative forces destabilize, (3.29a)

definite $\delta^2 H \Rightarrow$ positional forces destabilize, (3.29b)

where we have summarized the geometric precursor which predetermines the type of non-conservative destabilizing forces.¹¹

IV. MOVEMENTS OF EIGENVALUES: GEOMETRY IN SPECTRAL SPACE

Here we would like to take an alternative look at the dissipation-induced instabilities – instead of the configuration or phase space we consider the picture in spectral space.

A. Hamiltonian bifurcations

The first task is to establish a link between the effect of dissipation and the bifurcations in the corresponding Hamiltonian systems, which may appear to be a stretch since the concepts of stability in dissipative and conservative systems are quite different. Namely, the equilibrium in a dissipative system is stable if all eigenvalues of the linear operator have negative real parts, as follows from Lyapunov's theorem. On the contrary, in a Hamiltonian system a necessary condition for stability is that the entire spectrum lies on the imaginary axis, since the spectrum of conservative systems is always symmetric with respect to both real and imaginary axes, and therefore is present either in doublets or quartets. Since the goal of this review is to understand the effect of dissipation, which leads to a structural change in the behavior of an originally conservative system, we first briefly review the state of affairs for bifurcations of Hamiltonian vector fields.

It is known that there are two kinds of generic local bifurcations from an equilibrium in Hamiltonian systems: (1) *steady-state bifurcation* when the linearized vector field at the equilibrium has a zero eigenvalue of multiplicity two, and (2) *1:1 resonance* (codimension one bifurcation) when the linearization has a pair of purely imaginary eigenvalues of multiplicity two. In the case when there are *no symmetries present*, the classification can be given based on the original work of Galin (1975), according to which in the steady-state bifurcation the eigenspace has generic dimension, $\dim E = 2$ and the corresponding normal form (result of versal deformations

introduced by Poincaré or, which is the same, universal unfolding) of the linearized vector field,

$$M(\lambda) = \begin{pmatrix} 0 & 1 \\ \lambda & 0 \end{pmatrix}, \quad (4.1)$$

so that as λ increases through zero the eigenvalues, $\pm\sqrt{\lambda}$, move along the imaginary axis and split onto the real axis, as shown in Fig. 14(a). In the case of the 1:1 resonance, the Galin normal form contains the block of $\dim E = 4$,

$$M(\lambda) = \begin{pmatrix} 0 & -1 & \rho & 0 \\ 1 & 0 & 0 & \rho \\ \lambda & 0 & 0 & -1 \\ 0 & 0 & 1 & 0 \end{pmatrix}, \quad \rho = \pm 1, \quad (4.2)$$

which exhibits the generic movement of eigenvalues, which first move along the imaginary axis and upon reaching 1:1 resonance *split*, *i.e.* move into the right- and left-halves of the complex plane, as shown in Fig. 14(b). This 1:1 resonance with splitting is often referred to as *the Hamiltonian-Hopf bifurcation* or *Krein crash*, since was first accounted for by Dalekii & Krein (1974), who also provided a necessary condition for splitting (Krein theorem). The above Galin forms indicate that splitting is generic both in the steady-state and the 1:1 resonance bifurcations.

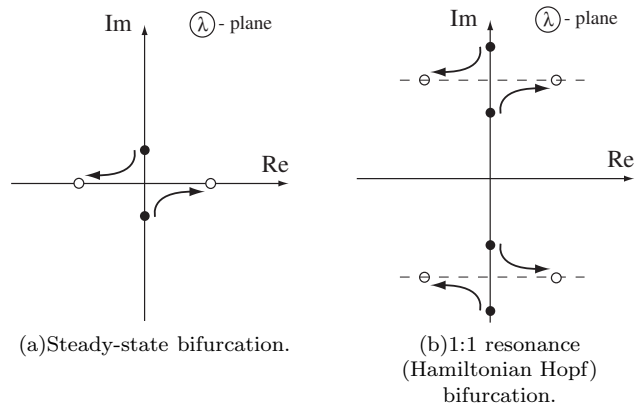


FIG. 14 Hamiltonian bifurcations: *splitting* of eigenvalues. Solid circles stand for an initial locus, while empty circles stand for the final state.

Example. As an illustration of the above discussion, consider a Hamiltonian system with two degrees of freedom and the Hamiltonian

$$H = \frac{1}{2m} (p_1^2 + p_2^2) + \omega_G (q_2 p_1 - q_1 p_2) + \frac{1}{2} (\omega_G^2 - \omega_k^2) (q_1^2 + q_2^2), \quad (4.3)$$

which has two time scales that are determined by two frequencies $\omega_G = G/m$ and $\omega_k = \sqrt{k/m}$, where m stands for a mass, k for a spring constant, and G for a gyroscopic constant proportional to an angular speed of

¹¹ Some other possibilities might be observed in, for instance, the degenerate case when the second variation vanishes or in the case in which a finite-amplitude instability takes place, which we do not discuss here.

a rotating system. The corresponding Lagrangian that is related to H by the inverse Legendre transform is $L = \frac{1}{2}m(\dot{x}^2 + \dot{y}^2) + G(\dot{y}x - \dot{x}y) + \frac{1}{2}k(x^2 + y^2)$. The dynamics is apparently determined by the two characteristic exponents $\lambda = \pm i\omega_k(\epsilon \pm \sqrt{\epsilon^2 - 1})$, $\epsilon = \omega_G/\omega_k > 0$. The parameter value $\epsilon = 1$ corresponds to a 1:1 resonance and bifurcation from stable situation (all eigenvalues are on the imaginary axis for $\epsilon \leq 1$) to an unstable case of complex eigenvalues ($\epsilon > 1$), as shown in Fig. 14(b). ■

The above example also demonstrates the concept of a *negative energy mode* (Morrison, 1998), which can be seen in the case $\epsilon > 1$ after applying a canonical transformation $(\mathbf{q}, \mathbf{p}) \rightarrow (\mathbf{Q}, \mathbf{P})$, given by the generating function $F(\mathbf{q}, \mathbf{P}) = c(q_1 P_s + q_2 P_f) + P_f P_s + \frac{1}{2}c^2 q_1 q_2$, where $c = [4(\omega_G^2 - \omega_k^2)]^{1/4}$ and $p_i = F_{q^i}$, $Q^i = F_{P_i}$ (Goldstein, 1956). This transformation takes the Hamiltonian $H(\mathbf{q}, \mathbf{p})$ into $H(\mathbf{Q}, \mathbf{P}) = -\frac{1}{2}\omega_s(P_s^2 + Q_s^2) + \frac{1}{2}\omega_f(P_f^2 + Q_f^2)$, where $\omega_f = \omega_G + c^2$ and $\omega_s = \omega_G - c^2$. The latter is the linear part of Cherry's Hamiltonian (Cherry, 1925) and represents a sum of two oscillators, one slow and one fast. The slow oscillator is a negative energy mode: a decrease of the total energy $H(\mathbf{Q}, \mathbf{P})$ due to dissipation can be achieved by an increase of the amplitude of the slow mode, as can be observed from the above expression.

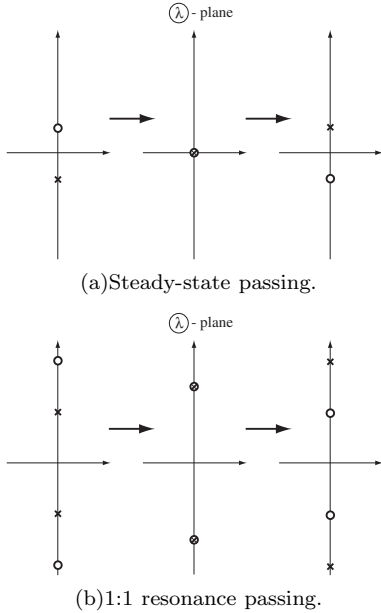


FIG. 15 *Passing* of eigenvalues in the Hamiltonian case.

It is clear that the situations in Fig. 14 do not span all the possibilities and one can also expect that instead of splitting, the eigenvalues can *pass*, thus staying on the imaginary axis, as shown in Fig. 15. However, in the case when the Hamiltonian system has no symmetries, at least three parameters are required for passing to be expected (Galín, 1975). However, eigenvalue passing is often encountered in applications due to the

presence of various symmetries, which restrict the possible movements of the eigenvalues. Understanding of the conditions for passing in the steady-state case was attained in the work of Golubitsky *et al.* (1987) and in the 1:1 resonance case in the work of van der Meer (1990), while the proofs are given in Dellnitz *et al.* (1992). The latter work demonstrated that the dichotomy in eigenvalue movements can be understood only by using both energetics and group theory (in the steady-state case, energetics suffices). While the presence of symmetries can restrict the eigenvalues to stay on the imaginary axis, the same system but with different symmetries might have quite different stability characteristics, as was found by Guckenheimer & Mahalov (1992) (see also more recent work by Knobloch *et al.* (1994)). They studied a system in \mathbb{R}^2 , of the form $\dot{A} = i(\lambda A - |A|^2 A - \epsilon \bar{A})$ with $\lambda, \epsilon \in \mathbb{R}$, which possesses S^1 symmetry group if the symmetry breaking parameter $\epsilon = 0$ and Z_2 symmetry, given by the action $A \rightarrow -A$ in the complex plane, if $\epsilon \neq 0$. Because this system is only two-dimensional, it is not amenable to dissipation-induced instabilities. Finally, in this context it is worth mentioning the work by Nagata & Namachchivaya (1998), who studied symmetry breaking effects in gyroscopic systems in \mathbb{R}^4 in a rotating frame.

Summarizing, bifurcations of Hamiltonian vector fields include a steady-state and a 1:1 resonance bifurcations from a stable equilibrium. Generically this happens in systems without symmetries since in this case the eigenvalues split (which however may also take place when symmetries are present though eigenvalues passing is more common in the latter case). In this context it becomes clear that reduction of allowed symmetries may lead to destabilization, such as $S^1 \rightarrow Z_2$ in the above discussed example of Guckenheimer & Mahalov (1992).

Concluding this discussion of Hamiltonian bifurcations, it is worth mentioning the case when the system is spectrally stable, but in view of the presence of multiple eigenvalues and non-trivial Jordan block(s), the dynamics involves an algebraic growth and is thus unstable, as can be seen on the trivial example: $\dot{q} = p$ and $\dot{p} = 0$.

B. Dissipation-induced movements of eigenvalues

The goal of this subsection is to discuss two points of view on the subject, the classical one largely forgotten and the modern one developed in the context of bifurcations, and to show their overlap. To start with, we consider the effect of dissipation on the 1:1 resonance, at which there are two alternative points of view. The first one comes from the work of Clerc & Marsden (2001), which claims that “... close to the 1:1 resonance, generically the dissipative terms induce an instability.” However, there are many physical systems (and applications) when dissipation does not induce instability, as the following simple example indicates.

Example. Apparently, the following system with the 1:1 resonance remains stable after the addition of dissi-

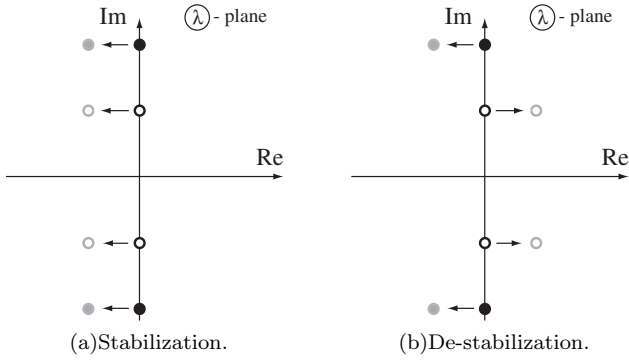


FIG. 16 Effects of dissipation on the stability of motion.

pation,

$$\begin{aligned}\ddot{q}_1 + d\dot{q}_1 + c_1q_1 &= 0, \\ \ddot{q}_2 + d\dot{q}_2 + c_2q_2 &= 0,\end{aligned}$$

where $d, c_1 = c_2 = c \in \mathbb{R}^+$. This system may come from a rotating shaft problem, for example. When dissipation is added, $d > 0$, the eigenvalues move to the left of the imaginary axis. This behavior persists for the more general case, when there is no resonance, $c_1 \neq c_2$, as in Fig. 16(a). The doubt in using “generically” comes from the fact that the cardinality of systems with stable potential energy is the same as the cardinality of systems with an unstable one. The presence of resonances is an equally rare phenomenon in both situations. ■

Based on the above observations, one can conclude that the 1:1 resonances and instabilities induced by dissipation are independent phenomena, but can overlap. The natural question is “under which conditions can these phenomena overlap?” We shall address it in this subsection. Let us consider the following simple system for $\mathbf{q} = (q_1, q_2)$,

$$\ddot{\mathbf{q}} + D\dot{\mathbf{q}} + G\dot{\mathbf{q}} + C\mathbf{q} = 0, \quad (4.4)$$

with

$$D = \begin{bmatrix} d_1 & 0 \\ 0 & d_2 \end{bmatrix}, \quad G = \begin{bmatrix} 0 & g \\ -g & 0 \end{bmatrix}, \quad C = \begin{bmatrix} c_1 & 0 \\ 0 & c_2 \end{bmatrix},$$

which in the case $c_1 = c_2 = c$ and $d_1 = d_2 = d$ possesses S^1 symmetry, *i.e.* is equivariant with respect to the action $\mathbf{q} \rightarrow R_\theta \mathbf{q}$ for all $\theta \in S^1$, where R_θ is the rotation matrix,

$$R_\theta = \begin{bmatrix} \cos \theta & \sin \theta \\ -\sin \theta & \cos \theta \end{bmatrix}. \quad (4.5)$$

It is easy to determine that eigenvalues, as functions of the dissipation d , the gyroscopic parameter g and potential energy effects measured by c , are given by

$$\lambda_{1-4} = \frac{1}{2} \left[-(d \pm ig) \pm \sqrt{(d \pm ig)^2 - 4c} \right], \quad (4.6)$$

which, in the absence of dissipation, that is $d = 0$, have a 1:1 splitting bifurcation at $|g| = 2\sqrt{-c}$, as shown in Fig. 16(b). As allowed by the Thomson-Tait-Chetaev theorem 4, if $c < 0$, the system gets stabilized at a certain amplitude of gyroscopic force, $|g| \geq 2\sqrt{-c}$, consistent with the condition that the degree of instability is even. This fact is reflected by the stability picture in the (g, c) -plane: both paths, *a* and *b*, shown in Fig. 17(a) lead to the 1:1 resonance. Once dissipation is added, $d > 0$,

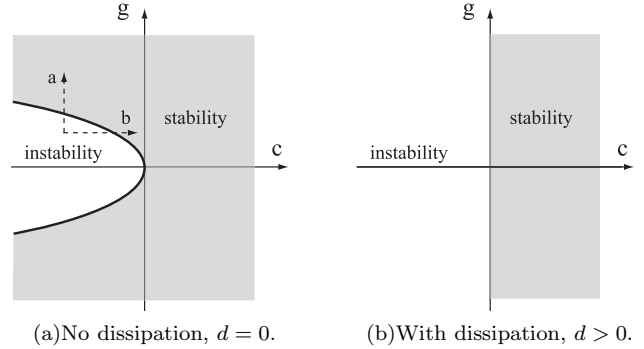


FIG. 17 Effects of dissipation on the gyroscopic system (4.4).

the real part of the eigenvalues at small d is given by $2 \operatorname{Re}(\lambda) = -d \pm 2dg/\sqrt{g^2 + 4c} > 0$ thus leading to instability for all $c < 0$ in the (g, c) -plane (*cf.* Fig. 17(b)) by moving the eigenvalues off the imaginary axis in a fashion shown in Fig. 16(b) (this Fig. shows only one possibility, while the reversed direction of movements is also possible). It is notable that all the complicated behavior of the eigenvalues discussed above is a simple consequence of algebra¹², since the eigenvalues (4.6) are the solutions of the polynomial dispersion relation, *i.e.* the characteristic equation of (4.4).

Concluding this section, we can state that the destabilizing effect of dissipation, as in Fig. 16(b), predicted by the Thomson-Tait-Chetaev theorem is more robust and general than the one restricted to the 1:1 resonance case, which is obviously just a particular situation, which might be of special interest in various applications once the nonlinearity is taken into account¹³. From a stabil-

¹² The methods of algebra become useful if one wants to answer the questions like *by which amount the eigenvalues move off the imaginary axis*, which goes back to Daleckii & Krein (1974) (see also MacKay (1991)), and *what is the number of eigenvalues in the right half plane* usually dealt with the help of the Routh-Hurwitz criterion (Gantmacher, 1966).

¹³ Physical situations, in which the 1:1 resonance is encountered, span from celestial mechanics (Szebehely, 1967) (*e.g.* the restricted three-body problem for the planar motion of a light body orbiting in the fields of two heavy bodies) and astrophysics (Konrat’ev, 2000) (*e.g.* for star moving in a spheroidal, ring-shaped galaxy) to fluid dynamics (*e.g.* water waves (Buffoni & Groves, 1999)) and elastodynamics (*e.g.* flutter of a flag (Argentina & Mahadevan, 2005)).

ity stand point, it follows that the 1:1 passing resonance is probably more interesting for the study of dissipative effects, than the splitting case since in the latter the instability develops in any event (if the Hamiltonian bifurcation parameter experiences an arbitrary small change) with or without dissipation.

So, what are the conditions (symmetries, energetics) which determine the effects capable of destabilizing the equilibria? The answer to this question can be seen with the help of the following two simple systems: a gyroscopically stabilized system with an unstable potential, *i.e.* $c < 0$, to which the dissipative forces are applied,

$$\ddot{\mathbf{q}} + \underline{D}\dot{\mathbf{q}} + G\dot{\mathbf{q}} + C\mathbf{q} = 0, \quad (4.7)$$

where

$$D = d \cdot \text{id}, \quad C = c \cdot \text{id}, \quad G = \begin{bmatrix} 0 & g \\ -g & 0 \end{bmatrix},$$

and a system with a stable potential, *i.e.* $c > 0$, and under the action of positional forces,

$$\ddot{\mathbf{q}} + C\mathbf{q} + \underline{P}\mathbf{q} = 0, \quad C = c \cdot \text{id}, \quad P = \begin{bmatrix} 0 & p \\ -p & 0 \end{bmatrix}. \quad (4.8)$$

When the underlined terms, *i.e.* the destabilizing effects, are absent, both systems are stable and are in 1:1 resonance if $|g| = 2\sqrt{-c}$. Instability occurs if the non-zero underlined terms are added, no matter how small, in accordance with the corresponding Thomson-Tait-Chetayev and Merkin theorems 3 and 5, respectively. Apparently, both systems possess an S^1 symmetry even if destabilizing effects are present. What is different though is the stability type of the potential energy surface (concave versus convex) and the destabilizing coupling (symmetric versus skew-symmetric). Therefore, to isolate the most fundamental cause for this story, we can formulate the following theorem.

Theorem 6. *Consider a Hamiltonian system, which has an equilibrium at $(\mathbf{0}, \mathbf{0})$; assume it has a 1:1 resonance. Then, this equilibrium is destabilized (I) by arbitrarily small dissipative forces if the second variation $\delta^2 H|_{(\mathbf{0}, \mathbf{0})}$ is indefinite, or (II) by arbitrarily small positional forces if $\delta^2 H|_{(\mathbf{0}, \mathbf{0})}$ is definite.*

The proof of the theorem is a straightforward consequence of theorems 3 and 5. It would be interesting to identify these arbitrarily small destabilizing effects as the ones breaking some specific symmetry (other than S^1 and being non-Hamiltonian). While the distinction between these two cases is still to be fully understood, in the next subsection we discuss a unified interpretation from the point of view of singularity theory. This interpretation also provides a geometric picture for the movement of eigenvalues.

C. Connection to Singularity theory

The dichotomy of the eigenvalues movements studied above in the dissipative and conservative cases suggests

that the Hamiltonian case represents some kind of singular limit (and highly degenerate, but nevertheless central, case) when viewed in the general class of dissipative systems. Singular limit here is understood in the context of stability: a stability is replaced by an instability if the bifurcation parameter experiences an arbitrary small change from its zero value, which corresponds to no dissipation case. This raises the question on how reasonable to consider Hamiltonian models to account for real world behavior, in which dissipation, through interaction with unmodeled dynamics, is common. While there is no general answer to this question, we would like to discuss one particular case, namely the so-called Hamiltonian Hopf bifurcation, following the work of Langford (2003).

It is known that the Hamiltonian Hopf bifurcation is quite different from the classical Poincaré-Hopf bifurcation (Hopf, 1942), in which there are two complex conjugate eigenvalues (with non-zero frequencies) crossing the imaginary axis from left to right. In the Hamiltonian case, as we have seen, the bifurcation occurs through eigenvalues splitting at the 1:1 resonance. Naturally, is it possible to characterize as a parameterized family all possible dissipative systems that are sufficiently close to the Hamiltonian Hopf bifurcation? The answer to this question can be given with the help of versal deformations following Arnold (1971), whose goal is to reduce a given family of matrices, which depend smoothly on the parameters, to the simplest form. In our case, the simplest form corresponds to the Hamiltonian Hopf bifurcation and we are looking for the family of vector fields which can be reduced to that form. Adopting complex variable notations as in (Langford, 2003), a linear two-dimensional Hamiltonian system, which undergoes a Hamiltonian Hopf bifurcation, can be transformed by a linear canonical transformation to the Jordan normal form

$$\frac{d}{dt} \begin{bmatrix} z_1 \\ z_2 \end{bmatrix} = \begin{bmatrix} i & 1 \\ 0 & i \end{bmatrix} \begin{bmatrix} z_1 \\ z_2 \end{bmatrix}. \quad (4.9)$$

This system possesses the multiple eigenvalue $\lambda = i$ and together with its complex conjugate yields the standard picture of the 1:1 resonance. The symplectic matrix in (4.9) is the Jordan canonical form of a family of matrices which form a codimension-2 submanifold of \mathbb{C}^4 , *i.e.* a versal deformation has at least two (complex) parameters.

This is opposed to the symplectic matrix $\begin{bmatrix} i & 0 \\ 0 & i \end{bmatrix}$, the versal deformation of which has four parameters (matrices having this Jordan normal form are a codimension-4 submanifold of \mathbb{C}^4) (Wiggins, 2003). Versal deformations produce a 3-parameter (real unfolding parameter) family of non-conservative systems of the form

$$\frac{d}{dt} \begin{bmatrix} z_1 \\ z_2 \end{bmatrix} = \begin{bmatrix} i + \epsilon & 1 \\ \mu + i\nu & i + \epsilon \end{bmatrix} \begin{bmatrix} z_1 \\ z_2 \end{bmatrix}, \quad (4.10)$$

with the corresponding eigenvalues $\lambda_{\pm} = (i + \epsilon) \pm \sqrt{\mu + i\nu}$. The necessary condition for the classical Hopf

bifurcation is

$$\operatorname{Re}(\lambda_{\pm}) = 0 : \nu^2 + 4\epsilon^2(\mu - \epsilon^2) = 0, \quad (4.11)$$

which defines a topology of the so-called *Whitney umbrella*¹⁴ (Whitney, 1943) in the (ν, μ, ϵ) -parameter space, as shown in Fig. 18. The umbrella self-intersects trans-

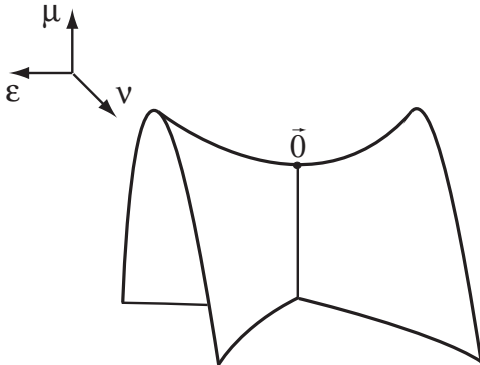


FIG. 18 Whitney umbrella (4.11).

versely along the μ -axis for $\mu < 0$ with crossing angle at the intersection going to zero as $\mu \rightarrow -0$. Whitney's umbrella may be pictured as a self-intersecting rectangle in 3 dimensions. It possesses a pinch point, which occurs at the top endpoint of the segment of self-intersection. In every neighborhood of the pinch point, the surface intersects itself. Pinch points are also called Whitney singularities or branch points.

At every point of the umbrella, except for the points on the μ -axis, there is one purely imaginary eigenvalue and one with non-zero real part. On the negative part of the μ -axis there are two distinct purely imaginary eigenvalues, which coalesce as double purely imaginary eigenvalues at the origin of Fig. 18. Finally, on the positive part of the μ -axis the four eigenvalues are symmetrically arranged as in the final state in Fig. 14(b). Therefore, the μ -axis corresponds to the Hamiltonian case and eigenvalue movement as in Fig. 14(b). The umbrella divides \mathbb{R}^3 into three disjoint open regions, in each of which the real parts of the eigenvalues have distinct behavior; namely, $\epsilon > 0$: $\operatorname{Re}(\lambda_{\pm}) > 0$, $\epsilon < 0$: $\operatorname{Re}(\lambda_{\pm}) < 0$, above the umbrella the real parts have opposite signs. Concluding, the codimension-1 Hamiltonian Hopf bifurcation is a singular limit of the codimension-3 dissipative normal form.

D. Summary

In this section we discussed the manifestation of dissipation-induced instabilities in terms of eigenvalue

movement. In particular, we explored the interaction of dissipative effects with the behavior of eigenvalues at a 1 : 1-resonance and in theorem 6 identified the conditions under which an instability occurs. Next, we discussed the effect of dissipation on the movement of eigenvalues in the non-resonant case as well. Finally, a connection to singularity theory was established by investigating the transition from the Poincaré-Hopf to the Hamiltonian Hopf bifurcations using versal deformations. It is important to stress that there are physical systems in which implications of singularity theory are not fully understood yet: one of them – a double spherical pendulum, which may experience a Hamiltonian Hopf bifurcation (Marsden & Scheurle, 1993), – will be discussed in the next sections, but in different contexts, namely relative equilibria in Sec. V and control in Sec. VI.

V. DISSIPATION-INDUCED INSTABILITIES OF RELATIVE EQUILIBRIA

The natural question one might ask is *what would be the effect of dissipation if the equilibria is not ordinary, but relative?* As we observed on the example of rolling disk in Sec. III.A, the answer to this question can be reduced to the study of the effect of dissipation on the ordinary equilibria. The starting point in developing a general methodology is to realize that if we want to study the stability of relative equilibria in the Hamiltonian case, then we are dealing with Hamiltonian systems, which are symmetric, i.e., invariant under the action of a group G .

At first, we provide a few epistemological remarks. It appears that the study of destabilizing effect of dissipation on Hamiltonian systems was recently continued only in the works of Bloch *et al.* (1994, 1996), and Derks & Ratiu (2002), but the contribution of these works is limited to the case when an addition of dissipation to a Hamiltonian system preserves the symmetry related to the relative equilibria. The first work (Bloch *et al.*, 1994) proves a dissipation-induced instability when the dissipation does not destroy the conservation law associated with the symmetry group. The work of Derks & Ratiu (2002) relaxes this assumption by studying the case of invariant manifolds of relative equilibria when the dissipation leaves the family of relative equilibria invariant, which the orbits of the individual relative equilibria do not have to be invariant. The study of Bloch *et al.* (1996), which is a sequel of Bloch *et al.* (1994), considers the dissipation terms in Brockett's double bracket form, which are encountered, for example, in the dissipative mechanisms in ferromagnetism. The conclusion of that work similarly indicates that the addition of dissipative effects to a formally unstable equilibrium leads to instability.

The discussion in this section is given for *simple mechanical systems* (i.e. for which the Hamiltonian is separable) only, while the generalizations of some of the ideas – namely the reduction procedure – to *natural mechanical systems* (i.e. when the Hamiltonian is non-separable),

¹⁴ The canonical form of the Whitney umbrella is given by $y^2 = zx^2$.

can be found in Lewis (1992) and Wang & Krishnaprasad (1992).

A. The concept of relative equilibria and the history of reduction

In analyzing dissipation-induced instabilities, we naturally start the discussion with Hamiltonian systems, which, in addition to being conservative, may also be invariant under the action of a continuous symmetry group. A natural class of solutions of such Hamiltonian systems are solutions moving with the flow of the symmetry group, *i.e.* whose dynamic orbit coincides with a one-parameter group orbit, and includes *relative equilibria* and were known at least to Routh and Poincaré, who realized the necessity of distinguishing this type of equilibria. For instance, if the symmetry group is a rotation group, then the relative equilibria is a uniformly rotating state: *e.g.* the circular orbit of a geostationary satellite or the rotation of a flywheel about its axis of symmetry. In fields other than mechanics, relative equilibria may have other names, *e.g.* rotating waves or simply basic states in fluid mechanics.

The presence of symmetry implies an existence of conservation laws (constants of motion) other than the Hamiltonian, as follows from Noether's theorem. Correspondingly, relative equilibria in Hamiltonian systems are critical points of the Hamiltonian constrained to the constants of motion related to the symmetries. The existence of relative equilibria is contingent on the presence of symmetries: once the symmetry is broken, the relative equilibrium solution disappears. The relative equilibrium also becomes an *ordinary equilibrium* once the problem is transformed to a frame which "sticks" with the relative equilibrium solution; for example, if the relative equilibrium is a uniformly rotating state, then it becomes an ordinary equilibrium in a coordinate system uniformly rotating with the same rate as the relative equilibrium. It is clear that, as a result of this procedure, the linear operator, which is important for stability analysis, might become time-dependent, that is with variable coefficients, and thus the classical Thomson-Tait-Chetayev theorem are not applicable. There are numerous examples in fluid dynamics when the non-trivial basic state resulting from the presence of symmetries leads to an inhomogeneous linearized operator. However, there are many examples when those theorems and/or analogous analysis are useful: one of them was the example on stability of a disk rolling along a straight line in Sec. III.A. Moreover, in contrast to the transformation to a rotating frame of reference, the reduction procedures, including the one described in this section, in these situations lead to time-independent operators on the reduced space.

Thus, in studying relative equilibria, a natural step involves the reduction of the original system. In the mid of 1800s Routh was very interested in rotating mechanical systems, such as those possessing an angular momentum

conservation law. In this context, Routh used the term *steady motion* for dynamic motions that were uniform rotations about a fixed axis. According to the modern understanding, these motions are ordinary equilibria of the reduced equations and relative equilibria of the Euler-Lagrange system before reduction. It was Poincaré who introduced this clarification around 1890. First, start with the notion of relative equilibria for a general dynamical system $\dot{\mathbf{x}} = f(\mathbf{x})$. Let G be a compact Lie group acting orthogonally on \mathbb{R}^n , and let $f(\mathbf{x}) : \mathbb{R}^n \rightarrow \mathbb{R}^n$ be a G -equivariant vector field. A group orbit X is a relative equilibrium if the flow of the dynamical system leaves X invariant (alternatively, X is a relative equilibrium if f is tangent to X at points of X).

In the Hamiltonian context, consider a finite-dimensional symplectic manifold (M, ω) , where ω is a symplectic form on the manifold M . Suppose on (M, ω) we have a symmetric Hamiltonian system $\dot{\mathbf{x}} = X_H(\mathbf{x}, t)$, where $X_H(\mathbf{x}, t)$ is a vector field on M which defines a flow $\phi_t(\mathbf{x}(0)) = \mathbf{x}(t)$, with a Lie group G acting on M and G -invariant Hamiltonian H . The Lie algebra of the group G is denoted by \mathfrak{g} . A point z_e in the phase space P is a relative equilibrium if the Hamiltonian vector field $X_H(z_e)$ points in the direction of the group orbit through z_e :

Definition 4. A point $z_e \in P$ is called a **relative equilibrium** if $X_H(z_e) \in T_{z_e}(G \cdot z_e)$, that is, if the Hamiltonian vector field X_H at z_e points in the direction of the group orbit.

Equivalently, a point $\mathbf{m} \in M$ is a *relative equilibrium* of an invariant Hamiltonian if there exists a $\xi \in \mathfrak{g}$ such that $e^{t\xi}\mathbf{m}$ is a solution of the Hamiltonian system, *i.e.* $\phi_t(\mathbf{m}) = e^{t\xi}\mathbf{m}$. Here $e^{t\xi}$ is a group flow generated by the element of Lie algebra $\xi \in \mathfrak{g}$.

In the Lagrangian context, consider the Euler-Lagrange equations,

$$\frac{d}{dt} \frac{\partial L}{\partial \dot{q}^j} - \frac{\partial L}{\partial q^j} = 0, \quad j = 1, \dots, n. \quad (5.1)$$

Let, as usual, $p_j = \frac{\partial L}{\partial \dot{q}^j}$ be a generalized (canonical, conjugate) momentum. Assume that there are cyclic (ignorable) coordinates q^j , which by definition correspond to $\frac{\partial L}{\partial q^j} = 0$, so that the corresponding conjugate momenta are conserved $\dot{p}_j = 0$, *i.e.* $p_j = \text{const}$. Therefore, in this situation in the Hamiltonian description there are fewer variables to solve for. The latter usually serves as a motivation for an introduction of the *Routh procedure*, an exposition of which may be found in Goldstein (1956). The same point of view goes back to Whittaker (1917) who explicitly stated that Routh procedure is a special case of Hamiltonian transformation. However, it should be kept in mind that this classical way of motivating the Routh reduction can be misleading, since it does not allow one to understand the reduction in the non-abelian case. The latter issue was understood and led to the extension of the classical Routh procedure to non-abelian

case by Marsden & Scheurle (1993). It should be mentioned that the original reasoning by Routh (1913) was based on a simple observation that (5.1) simplifies for each cyclic (or “absent”) coordinates q^j , since $\frac{\partial L}{\partial \dot{q}^j} = 0$.

In non-intrinsic terms, the essence of the Routh procedure in the classical case is to transform the cyclic coordinates, say with indexes $i = 1, \dots, s$, to the Hamiltonian formulation by performing a partial Legendre transform (fiber derivative) $\mathbb{F}L : TQ \rightarrow T^*Q$ (in coordinates $q^i, \dot{q}^j \rightarrow q^i, p_j$)¹⁵ as applied to $H(\mathbf{q}, \mathbf{p}, t) = \sum \dot{q}^i p_i - L(\mathbf{q}, \dot{\mathbf{q}}, t)|_{\dot{\mathbf{q}} \rightarrow \mathbf{p}}$, while the rest of the coordinates, $i = s + 1, \dots, n$, to live in the Lagrangian frame. As a result, one gets

$$\frac{\partial R}{\partial p_i} = \dot{q}^i, \quad \frac{\partial R}{\partial q^i} = -\dot{p}_i, \quad i = 1, \dots, s \quad (5.2)$$

$$\frac{d}{dt} \frac{\partial R}{\partial \dot{q}^i} - \frac{\partial R}{\partial q^i} = 0, \quad i = s + 1, \dots, n, \quad (5.3)$$

where $R(q_1 \dots q^n, p_1 \dots p_s, \dot{q}^{s+1} \dots \dot{q}^n, t) = \sum_{i=1}^s p_i \dot{q}^i - L$.

This again explains why the Routh method in the case of abelian symmetries can be understood as having a foot in both the Lagrangian (5.3) and Hamiltonian (5.2) formulations. Equations (5.3) are *reduced Euler-Lagrange equations*.

As an illustration, consider a natural mechanical system on the configuration manifold $Q = S \times (S^1 \times \dots \times S^1)$ with coordinates (x^1, \dots, x^m) on the *shape space* S and cyclic coordinates $(\theta^1, \dots, \theta^k)$ on factors S^1 (the symmetry group $G = S^1 \times \dots \times S^1$ is abelian), for which the Lagrangian has the form kinetic minus potential energy,

$$L(x, \dot{x}, \dot{\theta}) = \frac{1}{2} g_{\alpha\beta}(x) \dot{x}^\alpha \dot{x}^\beta + g_{a\alpha}(x) \dot{x}^\alpha \dot{\theta}^a + \frac{1}{2} g_{ab}(x) \dot{\theta}^a \dot{\theta}^b - V(x). \quad (5.4)$$

Because θ^a are cyclic, the corresponding conjugate momenta $p_a = \frac{\partial L}{\partial \dot{\theta}^a} = g_{a\alpha} \dot{x}^\alpha + g_{ab} \dot{\theta}^b \equiv \mu_a$ are conserved quantities, $\mu_a = \text{const}$. The corresponding Routhian is

$$R^\mu(x, \dot{x}) = g_{a\alpha} g^{ac} \mu_c \dot{x}^\alpha + \frac{1}{2} (g_{\alpha\beta} - g_{a\alpha} g^{ac} g_{cb}) \dot{x}^\alpha \dot{x}^\beta - V_\mu(x), \quad (5.5)$$

where $V_\mu = V(x) + \frac{1}{2} g^{ab} \mu_a \mu_b$ is the *amended potential* and g^{ab} denotes entries of the inverse matrix of g_{ab} . It is notable that, due to the reduction, both the potential and kinetic energies are changed, and the Routhian R^μ has picked up a term linear in the velocity, which has a meaning of an extra force having a structure of a Coriolis

force in this case. The positive definite nature of the kinetic energy term in R^μ can be seen by rewriting it in a form

$$\frac{1}{2} [\dot{x}^\alpha, -A_\delta^a \dot{x}^\delta] \begin{bmatrix} g_{\alpha\beta} & g_{\alpha b} \\ g_{a\beta} & g_{ab} \end{bmatrix} \begin{bmatrix} \dot{x}^\beta \\ -A_\gamma^b \dot{x}^\gamma \end{bmatrix}, \quad (5.6)$$

where $A_\alpha^a = g^{ab} g_{b\alpha}$. In the above illustration we took the coordinate viewpoint, but it should be kept in mind that this cannot be done globally in general; instead, the intrinsic approach should be taken, as in the case of a double spherical pendulum (Marsden & Scheurle, 1993).

As noted by Arnold (1993), the problem of reduction is linked to the question of *hidden motions*, which troubled physicists at the end of the 19th century: Helmholtz, J. J. Thomson and Hertz insisted that every mechanical quantity, which manifests itself as a potential energy (does not depend on velocities), is in fact the kinetic energy of hidden motions under which only cyclic (hidden) coordinates vary. A typical example is the rotation of a symmetric top: we may perceive that the top does not rotate and explain its behavior and stability as if it is acted upon by some conservative forces. Finally, the famous example of Routh reduction is the elimination of the polar angle in Kepler’s problem presented below for illustration of the above exposition and for the needs of further discussion.

Example. Consider the classical two-body (Kepler’s) problem (Arnold, 1993; Goldstein, 1956; Smale, 1970) of the motion of two bodies of mass m_1 and m_2 respectively in the potential field $U = U(|\mathbf{r}|)$, $\mathbf{r} = \mathbf{r}_1 - \mathbf{r}_2$:

$$m_1 \ddot{\mathbf{r}}_1 = -\frac{\partial U}{\partial \mathbf{r}_1}, \quad m_2 \ddot{\mathbf{r}}_2 = -\frac{\partial U}{\partial \mathbf{r}_2}. \quad (5.7)$$

Since in a barycentric coordinate system the trajectories of the two point masses are similar planar curves (with similarity ratio m_1/m_2), then the problem reduces to the investigation of a single equation, namely,

$$m \ddot{\mathbf{r}} = -\frac{\partial U}{\partial \mathbf{r}}, \quad (5.8)$$

for $m = m_1 m_2 / (m_1 + m_2)$. The Lagrangian of this system in polar coordinates is simply,

$$L = T - U = \frac{m}{2} (\dot{r}^2 + r^2 \dot{\theta}^2) - U(r), \quad (5.9)$$

so that the coordinate θ is obviously cyclic. The conserved momentum is $p_\theta = m r^2 \dot{\theta} \equiv l$, so that the total energy can be written as

$$E = T + V = \frac{m}{2} \dot{r}^2 + \frac{l^2}{2 m r^2} + V(r), \quad (5.10)$$

and the equation (5.8) reduces to

$$m \ddot{r} = -\frac{\partial U_c}{\partial r}, \quad (5.11)$$

¹⁵ note that one can solve $p_i = \frac{\partial L}{\partial \dot{q}^i}$ for $\dot{\mathbf{q}}$ locally only if Hessian $\det(L''_{\dot{\mathbf{q}}\dot{\mathbf{q}}}) \neq 0$; $\mathbb{F}L$ is a diffeomorphism if L is hyperregular.

where $U_c = \frac{1}{2} \frac{l^2}{mr^2} + V(r)$ is the reduced (also known as amended or fictitious) potential, i.e. potential function amended by adding a term corresponding to a “centrifugal force”. It is notable that the usual potential U has no extrema, while the amended one has a minimum (potential well), which explains the orbital stability. ■

It fact, any generic two-dimensional gyroscopically stabilized system is closely analogous to the Kepler problem, but with a different potential function in general: e.g. the restricted three-body problem (Murray, 1994), a planar oscillator on a rotating plate and the charged spherical pendulum (Bloch *et al.*, 2004); see also the discussion in Sec. III.A.

B. Cotangent bundle reduction

To illustrate the effect of dissipation on relative equilibria, we consider the case of a double spherical pendulum, shown in Fig. 19. First we need to introduce the necessary elements of the cotangent bundle reduction.

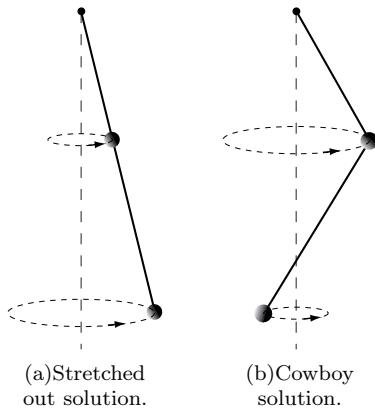


FIG. 19 Two relative equilibria of the double spherical pendulum.

Consider an abstract mechanical system on a configuration manifold Q , and canonical phase space P , which is the cotangent bundle $P = T^*Q$. Assume that the mechanical system is Hamiltonian, with the Hamiltonian function denoted by $H : P \rightarrow \mathbb{R}$, which represents the total energy of the system. We denote by q an element of Q , and say that coordinates q^i on Q induce coordinates (q^i, p_i) on T^*Q , where $\mathbf{p} \in T_q^*Q$ is the associated momentum¹⁶. The pair $(q, \mathbf{p}) \in Q \times T_q^*Q$ of the canonical cotangent coordinates is identified with $z \in T^*Q$. Further, assume that the Hamiltonian system possesses symmetry induced by a Lie group G with a Lie algebra \mathfrak{g} . Associated to the action of G on Q are the infinitesimal

generators $\zeta_Q(q)$, which form the tangent space to the group orbit Gq .

By Noether’s theorem, for each continuous symmetry $\xi \in \mathfrak{g}$ there is a conserved quantity $\mathbf{J}(\xi)$ which has the same dimension as the group G has. If \mathfrak{g}^* is the dual of the Lie algebra \mathfrak{g} , then, as a generalization of linear or angular momenta, we introduce a *momentum map* $\mathbf{J} : P \rightarrow \mathfrak{g}^*$ for the action of G on $P = T^*Q$, which reproduces as special cases the usual angular and linear momenta. The function \mathbf{J} is determined by

$$\mathbf{J}(z) \cdot \xi = \langle \mathbf{p}, \xi_Q(q) \rangle, \quad \mathbf{p} \in T_q^*Q, \quad (5.12)$$

for all $\xi \in \mathfrak{g}$. Let $\{e_1, \dots, e_n\}$ be the basis for \mathfrak{g}_μ , which is the Lie algebra of G_μ ; then for $\xi \in \mathfrak{g}_\mu$ we have $\xi = \xi^j e_j$. If in coordinates the infinitesimal generator is $\xi_Q^i(q) = K_a^i(q) \xi^a$ (here ξ^a are components on \mathfrak{g}), then in canonical coordinates $p_q = (q^i, p_i)$ we get $\langle \mathbf{J}, \xi \rangle(p_q) = p_i K_a^i(q) \xi^a$, i.e. $J_a = p_i K_a^i(q)$. Here K_a^i is called the action tensor.

Next, consider the diagram

$$\begin{array}{ccc} T^*Q & \xrightarrow{\mathbf{J}} & \mathfrak{g}^* \\ \mathbb{F}L_q \uparrow & & \downarrow \mathbb{I}(q) \\ TQ & \xrightarrow{\mathcal{A}_q} & \mathfrak{g} \end{array} \quad (5.13)$$

where coordinates are $(q, p) \in T^*Q$ and $(q, v) \in TQ$. We will also use a shorthand p_q and v_q . We are left to define $\mathbb{I}(q)$ and \mathcal{A}_q in this diagram to have a complete geometric characterization of the cotangent bundle reduction.

Definition 5. For each $q \in Q$, the *locked inertia tensor* is the isomorphism $\mathbb{I}(q) : \mathfrak{g}_\mu \mapsto \mathfrak{g}_\mu^*$ given by

$$\mathbb{I}(q)\eta \cdot \xi = \langle \eta_Q(q), \xi_Q(q) \rangle, \quad (5.14)$$

for $\xi, \eta \in \mathfrak{g}_\mu$.

Since the action of G on Q is free, $\mathbb{I}(q)$ is an inner product (Riemannian metric). This terminology comes from the fact that for coupled rigid or elastic systems, $\mathbb{I}(q)$ is the classical moment of inertia tensor of the rigid body, obtained by locking all the joints of the system. In coordinates, for simple mechanical system $H(q, p) = \frac{1}{2} g^{ij} p_i p_j + V(q)$ we have

$$\mathbb{I}_{ij}(q) = g_{kl}(q) K_i^k(q) K_j^l(q). \quad (5.15)$$

To close the “loop” in (5.13) we define the *connection one-form* for the mechanical connection: $\mathcal{A}_q : TQ \rightarrow \mathfrak{g}$, which is actually an *angular velocity of the locked system*. It is a \mathfrak{g} -valued one-form on Q and defined by

$$\mathcal{A}(q, v) = \mathbb{I}^{-1}(q) (\mathbf{J}(\mathbb{F}L(q, v))), \quad (5.16)$$

$$\text{that is, } \mathcal{A}^i(v_q) = \mathbb{I}^{ij}(q) g_{kl}(q) K_j^k(q) v^l,$$

where $\mathbb{I}^{ij}(q)$ are the components of the inverse of $\mathbb{I}_{ij}(q)$. Note that $\mathcal{A}(q, v)$ has the meaning of the angular velocity of the locked system, and $\mathbb{F}L : TQ \rightarrow T^*Q$ is

¹⁶ The tangent spaces T_qQ and T_q^*Q are in natural duality via the non-degenerate pairing $\langle \cdot, \cdot \rangle$.

simply the metric tensor regarded as a map from vectors to covectors, $\mathbb{F}L(q, v) = (q, p)$, where $p_i = g_{ij}v^j$. One should also think of \mathcal{A} as a connection on the principal G -bundle $Q \rightarrow Q/G$, i.e. \mathcal{A} is G -invariant and satisfies $\mathcal{A}(\xi_Q(q)) = \xi$. Classically, a *connection* (Arnold, 1993) is an invariant splitting of the tangent space T_qQ into horizontal and vertical vectors, i.e. the distribution of horizontal vectors is invariant under the action of G . The basic idea behind this is very simple: the larger space is projected on the smaller space – base space; directions in the larger space that project to zero are vertical; the connection is a specification of the horizontal directions, which complement the space of vertical directions. The *horizontal space* hor_q of the connection \mathcal{A} at $q \in Q$ is given by the kernel of \mathcal{A}_q :

$$\text{hor}_q = \{(q, v) \mid \mathbf{J}(\mathbb{F}L(q, v)) = 0\}. \quad (5.17)$$

Since $\mathbf{J}(z) \cdot \xi = \langle \mathbf{p}, \xi_Q(q) \rangle$, we see that hor_q is the space orthogonal to the G -orbits. On the contrary, the *vertical space* consists of vectors that are mapped to zero under the projection $Q \rightarrow S = Q/G$, i.e. $\text{ver}_q = \{\xi_Q(q) \mid \xi \in \mathfrak{g}\}$. Thus, the horizontal-vertical decomposition of a vector $(q, v) \in T_qQ$ is just $v = \text{hor}_q v + \text{ver}_q v$. For each $\mu \in \mathfrak{g}^*$, define the 1-form \mathcal{A}_μ on Q by $\langle \mathcal{A}_\mu(q), v \rangle = \langle \mu, \mathcal{A}(q, v) \rangle$, that is $(\mathcal{A}_\mu)_i = g_{ij}K_b^j \mu_a \mathbb{I}^{ab}$.

Having defined all the geometric structures (5.13) pertinent to the cotangent bundle reduction, we can formulate the main outcome of this reduction, which is actually a generalization of the ideas introduced in Sec. V.A and Kepler's example.

Definition 6. *The amended potential V_μ is defined by $V_\mu = H \circ \mathcal{A}_\mu$, i.e. intrinsically $V_\mu(q) = V(q) + \frac{1}{2} \langle \mu, \mathbb{I}^{-1}(q)\mu \rangle$, or in coordinates $V_\mu(q) = V(q) + \frac{1}{2} \mathbb{I}^{ab}(q) \mu_a \mu_b$.*

Example (double spherical pendulum, Fig. 19). To explore the above ideas, we use, as an illustration, the mechanical system consisting of two coupled spherical pendula in a gravitational field following the discussions in (Marsden, 1992; Marsden & Scheurle, 1993). The configuration space is $Q = S_1^2 \times S_2^2$, i.e. the product of two spheres of radii l_1 and l_2 respectively and corresponding coordinates \mathbf{q}_1 and \mathbf{q}_2 . The respective Lagrangian is of the form appropriate for a simple mechanical systems, i.e. kinetic minus potential energies,

$$L(\mathbf{q}_1, \mathbf{q}_2, \dot{\mathbf{q}}_1, \dot{\mathbf{q}}_2) = \frac{m_1}{2} \|\dot{\mathbf{q}}_1\|^2 + \frac{m_2}{2} \|\dot{\mathbf{q}}_1 + \dot{\mathbf{q}}_2\|^2 - m_1 g \mathbf{q}_1 \cdot \mathbf{k} - m_2 g (\mathbf{q}_1 + \mathbf{q}_2) \cdot \mathbf{k}, \quad (5.18)$$

from where we can get to the cotangent bundle T^*Q , with conjugate momenta $\mathbf{p}_1 = L_{\dot{\mathbf{q}}_1} = m_1 \dot{\mathbf{q}}_1 + m_2 (\dot{\mathbf{q}}_1 + \dot{\mathbf{q}}_2)$ and $\mathbf{p}_2 = L_{\dot{\mathbf{q}}_2} = m_2 (\dot{\mathbf{q}}_1 + \dot{\mathbf{q}}_2)$, and the Hamiltonian

$$H(\mathbf{q}_1, \mathbf{q}_2, \mathbf{p}_1, \mathbf{p}_2) = \frac{\|\mathbf{p}_1 - \mathbf{p}_2\|^2}{2m_1} + \frac{\|\mathbf{p}_2\|^2}{2m_2} + m_1 g \mathbf{q}_1 \cdot \mathbf{k} + m_2 g (\mathbf{q}_1 + \mathbf{q}_2) \cdot \mathbf{k}. \quad (5.19)$$

The continuous symmetry group is simply a simultaneous rotation about z -axis, $G = S^1$, i.e. the group action is $(\mathbf{q}_1, \mathbf{q}_2) \rightarrow (R_\theta \mathbf{q}_1, R_\theta \mathbf{q}_2)$, where R_θ is the rotation by an angle θ . The element of the Lie algebra is the rotation vector $\xi = \omega \mathbf{k} \in \mathfrak{g} \simeq \mathbb{R}$ with the infinitesimal generator $\omega(\mathbf{k} \times \mathbf{q}_1, \mathbf{k} \times \mathbf{q}_2)$ and thus the momentum map is

$$\langle \mathbf{J}(\mathbf{q}_1, \mathbf{q}_2, \mathbf{p}_1, \mathbf{p}_2), \omega \mathbf{k} \rangle = \omega [\mathbf{p}_1 \cdot (\mathbf{k} \times \mathbf{q}_1) + \mathbf{p}_2 \cdot (\mathbf{k} \times \mathbf{q}_2)], \quad (5.20)$$

i.e. $\mathbf{J} = \mathbf{k} \cdot [\mathbf{q}_1 \times \mathbf{p}_1 + \mathbf{q}_2 \times \mathbf{p}_2]$. The locked inertia tensor is found by identifying the metric in (5.18),

$$\begin{aligned} \langle \mathbb{I}(\mathbf{q}_1, \mathbf{q}_2) \omega_1 \mathbf{k}, \omega_1 \mathbf{k} \rangle &= \\ &= \omega_1 \omega_2 \langle (\mathbf{k} \times \mathbf{q}_1, \mathbf{k} \times \mathbf{q}_2), (\mathbf{k} \times \mathbf{q}_1, \mathbf{k} \times \mathbf{q}_2) \rangle \\ &= \omega_1 \omega_2 \{ m_1 \|\mathbf{k} \times \mathbf{q}_1\|^2 + m_2 \|\mathbf{k} \times (\mathbf{q}_1 + \mathbf{q}_2)\|^2 \}, \end{aligned} \quad (5.21)$$

with the result $\mathbb{I}(\mathbf{q}_1, \mathbf{q}_2) = m_1 \|\mathbf{q}_1^\perp\|^2 + m_2 \|(\mathbf{q}_1 + \mathbf{q}_2)^\perp\|^2$ being the moment of inertia of the system about the \mathbf{k} -axis, where $\|\mathbf{q}_1^\perp\|^2 = \|\mathbf{q}_1\|^2 - \|\mathbf{q}_1 \cdot \mathbf{k}\|^2$ is the square length of the projection of \mathbf{q}_1 onto the xy -plane. The mechanical connection is calculated using (5.16) to produce

$$\begin{aligned} \mathcal{A}(\mathbf{q}_1, \mathbf{q}_2, \mathbf{v}_1, \mathbf{v}_2) &= \mathbb{I}^{-1} \mathbf{J} \\ &= \mathbb{I}^{-1} (\mathbf{k} \cdot [m_1 \mathbf{q}_1 \times \mathbf{v}_1 + m_2 (\mathbf{q}_1 + \mathbf{q}_2) \times (\mathbf{v}_1 + \mathbf{v}_2)]). \end{aligned} \quad (5.23)$$

Therefore, the amended potential is

$$\begin{aligned} V_\mu(\mathbf{q}_1, \mathbf{q}_2) &= m_1 g \mathbf{q}_1 \cdot \mathbf{k} + m_2 g (\mathbf{q}_1 + \mathbf{q}_2) \cdot \mathbf{k} \\ &\quad + \frac{\mu^2/2}{m_1 \|\mathbf{q}_1^\perp\|^2 + m_2 \|(\mathbf{q}_1 + \mathbf{q}_2)^\perp\|^2}. \end{aligned} \quad (5.24)$$

The relative equilibria are computed by finding the critical points of V_μ . The obvious relative equilibria with $\mathbf{q}_1^\perp = 0$ and $\mathbf{q}_2^\perp = 0$, in which individual pendula point vertically upwards or downwards, are singular and not of interest here. Rather, we search for solutions pointing downwards with $\mathbf{q}_1^\perp \neq 0$ and $\mathbf{q}_2^\perp \neq 0$. Since in $(\mathbf{q}_1^\perp, \mathbf{q}_2^\perp)$ -coordinates:

$$\begin{aligned} V_\mu(\mathbf{q}_1^\perp, \mathbf{q}_2^\perp) &= - (m_1 + m_2) g \sqrt{l_1^2 - \|\mathbf{q}_1^\perp\|^2} \\ &\quad - m_2 g \sqrt{l_2^2 - \|\mathbf{q}_2^\perp\|^2} + \frac{1}{2} \frac{\mu^2}{\mathbb{I}}, \end{aligned} \quad (5.25)$$

its extrema yield relative equilibria given by the points of the graph of

$$\lambda^2 = \frac{L^2 - r^2}{L^2 - \alpha^2}, \quad \text{where } L = \left(1 + \frac{\alpha}{m}\right) \left(\frac{\alpha}{1 + \alpha}\right), \quad (5.26)$$

with the restriction $0 \leq \lambda^2 \leq r^2/\alpha^2$ and definitions $\alpha = \mathbf{q}_2^\perp/\mathbf{q}_1^\perp$, $\lambda = \|\mathbf{q}_1^\perp\|/l_1$, $r = l_2/l_1$, $m = (m_1 + m_2)/m_2$.

It is easier to analyze the solution by rewriting $\mathbf{q}_1^\perp, \mathbf{q}_2^\perp$ in polar coordinates (r_1, θ_1) and (r_2, θ_2) with $\phi = \theta_2 - \theta_1$ being an S^1 -invariant coordinate. The functions ϕ, r_1, r_2 form a coordinate chart on the shape space, i.e. they can be regarded as G -invariant functions on the configuration space. At a relative equilibria, both pendula have to lie

in the same vertical plane through the origin. Therefore, the value of the coordinate ϕ is either 0 or π . Thus, the internal configuration of the system is determined by the parameter α : if $\alpha > 0$, we get a straight-stretched-out solution with $\phi = 0$, whereas if $\alpha < 0$, the solution is of the “cowboy” type with $\phi = \pi$. ■

C. Energy-momentum method

As a result of the above cotangent bundle reduction, we arrive at the augmented Hamiltonian,

$$H_\xi(\mathbf{z}) = H(\mathbf{z}) - \langle \mathbf{J}(\mathbf{z}) - \mu, \xi \rangle = K_\mu(\mathbf{z}) + V_\mu(q), \quad (5.27)$$

where V_μ is the above introduced amended potential, $K_\mu(\mathbf{z}) = \frac{1}{2}\|p - \alpha_\mu(q)\|^2$ is the amended kinetic energy, and $\mu \in \mathfrak{g}^*$ and $\xi \in \mathfrak{g}$ are related by the locked inertia tensor $\mathbb{I}(q) : \mathfrak{g}_\mu \mapsto \mathfrak{g}_\mu^*$, as discussed in Sec. V.B.

Consider a relative equilibrium $\mathbf{z}_e \in P$, $\mu = \mathbf{J}(\mathbf{z}_e)$; thus, there exists $\xi \in \mathfrak{g}$ such that \mathbf{z}_e is a critical point of the augmented Hamiltonian $H_\xi(\mathbf{z}) = H(\mathbf{z}) - \langle \mathbf{J}(\mathbf{z}) - \mu, \xi \rangle$, i.e. $\delta H_\xi(\mathbf{z}_e) = 0$. This is same as \mathbf{z}_e being a critical point of the energy-momentum map $H \times \mathbf{J} : P \rightarrow \mathbb{R} \times \mathfrak{g}^*$. Next, introduce a subspace $\mathcal{S} \subset T_{\mathbf{z}_e}P$, which is also $\mathcal{S} \subset \ker \mathbf{D}\mathbf{J}(\mathbf{z}_e)$ and is transverse to the G_μ -orbit within $\ker \mathbf{D}\mathbf{J}(\mathbf{z}_e)$.

Theorem 7. (Energy-momentum theorem) (Marsden, 1992; Marsden et al., 1989; Simo et al., 1991) *If $\delta^2 H_\xi(\mathbf{z}_e)$ is definite on \mathcal{S} , then \mathbf{z}_e is G_μ -orbitally stable in $\mathbf{J}^{-1}(\mu)$ and G -orbitally stable in P .*

The space of admissible configuration variations modulo variations generated by \mathfrak{g}_μ is denoted by \mathcal{V} . That is, if \mathcal{N} consists of the vectors tangent to the G_μ -orbit of q_e , then \mathcal{V} is a complement of \mathcal{N} in $T_{q_e}Q$. The key idea is to split $\mathcal{V} = \mathcal{V}_{Rig} \oplus \mathcal{V}_{Int}$, i.e. rigid (group or rotational) and internal (vibrational) variations. If \mathfrak{g}_μ^\perp is the orthogonal complement to \mathfrak{g}_μ in \mathfrak{g} with respect to the locked inertia metric, then $\mathcal{N}_{Rig} = \{\eta_Q(q) \in T_q Q \mid \eta \in \mathfrak{g}_\mu^\perp\}$. The split $\mathcal{V} = \mathcal{V}_{Rig} \oplus \mathcal{V}_{Int}$ induces a split of the phase space $S = S_{Rig} \oplus S_{Int}$. Then, if the energy-momentum method is applied to simple mechanical systems with separable Hamiltonian, $H = K + V$, there are coordinates in which $\delta^2 H_\xi$ block-diagonalizes (Marsden, 1992; Marsden et al., 1989; Simo et al., 1991):

$$\delta^2 H_\xi = \begin{bmatrix} \left[\begin{array}{c} \text{Rigid body} \\ \text{block} \end{array} \right] & 0 \\ 0 & \left[\begin{array}{c} \text{Internal vibrations} \\ \text{block} \end{array} \right] \end{bmatrix}, \quad (5.28)$$

where the rigid body block corresponds to the Arnold form $A_\mu = \delta^2 V_\mu|_{\mathcal{V}_{Rig} \times \mathcal{V}_{Rig}}$, which first appeared in Arnold (1971) in the special case $Q = G$, and the internal vibrations block is simply $\text{diag}[\delta^2 V_\mu|_{\mathcal{V}_{Int} \times \mathcal{V}_{Int}}, \delta^2 K_\mu]$.

If the symmetry group is abelian, then $\mathfrak{g}_\mu = \mathfrak{g}$ and $\mathfrak{g}_\mu^\perp = \{0\}$, so that $\mathcal{V}_{Rig} = \mathfrak{g}_\mu^\perp \cdot q_e = \{0\}$. Therefore,

Arnold form vanishes, $A_\mu = 0$, and the resulting linearized equations of motion correspond to (2.4), so that the influence of dissipation can be easily accounted by the Thomson-Tait-Chetayev theory. On the other hand, if the symmetry group is non-abelian, then $A_\mu \neq 0$. The main result of the work by Bloch et al. (1994) applies to the general case of non-abelian symmetries: *if $\delta^2 H_\xi$ is indefinite, then the relative equilibrium gets destabilized after the addition of dissipation.* This is the main message of this subsection, which is apparently built on a fair amount of geometry, some of which is introduced above. In the classical times, when the results by Thomson-Tait-Chetayev and Merkin were developed, these geometric underpinnings were not available. One of the examples of a non-abelian group is the rotation group $SO(3)$, that is the order in which rotations are composed makes a difference. For example, a quarter turn around the positive x -axis followed by a quarter turn around the positive y -axis is a different rotation than the one obtained by first rotating around y and then x . For illustration of the use of the energy-momentum method in determining the amended potential, we consider an example with abelian group.

Example (double spherical pendulum, Fig. 19).

The stability analysis amounts to the computation of $\delta^2 V_\mu$ on the subspace orthogonal to the G_μ -orbit. It is easier to perform this task by rewriting $\mathbf{q}_1^\perp, \mathbf{q}_2^\perp$ in polar coordinates (r_1, θ_1) and (r_2, θ_2) with $\phi = \theta_2 - \theta_1$ being an S^1 -invariant coordinate. Then, the amended potential is given by

$$V_\mu = -m_1 g \sqrt{l_1^2 - r_1^2} - m_2 g \left(\sqrt{l_1^2 - r_1^2} + \sqrt{l_2^2 - r_2^2} \right) + \frac{1}{2} \frac{\mu^2}{m_1 r_1^2 + m_2 (r_1^2 + r_2^2 + 2r_1 r_2 \cos \phi)},$$

so that

$$\delta^2 V_\mu = \begin{bmatrix} a & b & 0 \\ b & d & 0 \\ 0 & 0 & e \end{bmatrix}, \quad (5.29)$$

where

$$\begin{aligned} a &= \frac{\mu^2 [3(m + \alpha)^2 - \alpha^2(m - 1)]}{\lambda^4 l_1^4 m_2 (m + \alpha^2 + 2\alpha)^3} + \frac{gm_2 m}{l_1 (1 - \lambda^2)^{3/2}}, \\ b &= (\text{sign } \alpha) \frac{\mu^2}{\lambda^4 l_1^4 m_2} \frac{3(m + \alpha^2 + 2\alpha) + 4\alpha(m - 1)}{(m + \alpha^2 + 2\alpha)^3}, \\ d &= \frac{\mu^2}{\lambda^4 l_1^4 m_2} \frac{3(\alpha + 1)^2 + 1 - m}{(m + \alpha^2 + 2\alpha)^3} + \frac{m_2 g}{l_1} \frac{r^2}{(r^2 - \lambda^2 \alpha^2)^{3/2}}, \\ e &= \frac{\mu^2}{\lambda^2 l_1^2 m_2} \frac{\alpha}{(m + \alpha^2 + 2\alpha)^3}. \end{aligned}$$

From here it follows that the “straight-stretched-out” branch of the double spherical pendulum (with $\alpha > 0$) is stable, while the “cowboy” branch has an indefinite second variation, and thus is susceptible to dissipation-induced instabilities. ■

D. Summary

One can conclude that in certain situations, when relative equilibria can be reduced to the ordinary one, the stability of relative equilibria can be studied with the help of the classical Thomson-Tait-Chetayev theory. Since the existence of relative equilibria presumes the presence of symmetries and thus conserved quantities, then the stability can be naturally proved with the use of the *energy-momentum* method. If, however, the symplectic structure is singular, then the existence of the corresponding constants of motion – Casimirs, *i.e.* functions C which Poisson commute with every function F : $\{C, F\} = 0$, allows the stability to be demonstrated via showing the strict convexity using the *energy-Casimir* method. However, in this paper we are primarily interested in the instability phenomena, which are usually established on the basis of Lyapunov’s linearization theorem. The proof of stability is necessary, however, in order to establish the existence of the bifurcation point rigorously (recall that the location of all the eigenvalues on the imaginary axis is necessary condition for stability of Hamiltonian systems, but not sufficient and thus requires more intricate analysis with the help of these methods). What is the most relevant to our discussion here is the fact that the Thomson-Tait-Chetayev and the Merkin theorems allow one to establish dissipation-induced instability if the Hamiltonian system has indefinite and definite second variation, respectively, and is of the form (2.4). Evidently, the form of the system in (2.4) implies that the equilibrium is ordinary, but, as we know, the same form (2.4) applies to certain cases of relative equilibria after the change of variables (reduction). More general situation of relative equilibria originating from non-abelian symmetries is accounted by the theory of Bloch *et al.* (1994), which is a natural extension of the classical Thomson-Tait-Chetayev theory.

VI. CONTROLLING DISSIPATION-INDUCED INSTABILITIES

In this section we discuss the question of controlling dissipation-induced instabilities both from classical and modern geometric viewpoints.

A. Classical approach

At the most *trivial level*, the structure of the linear part of system (2.4) suggests simply to add the appropriate linear forces which would stabilize the equilibria, *e.g.* Borisenko *et al.* (2001). In many engineering applications this is a widespread approach, as will be illustrated with the following famous example – the monorail car, schematically shown in Fig. 20.

As we know from the necessary condition for the gyroscopic stabilization, the number of degrees of instabilities should be even, while the monorail car apparently has an

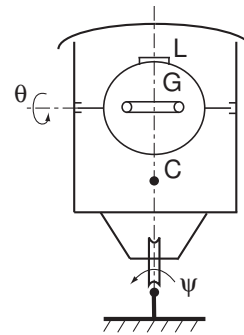


FIG. 20 Monorail car.

odd degree – the angle ψ defining the deviation of the car from vertical plane. To achieve gyroscopic stabilization, one needs to make the second coordinate – the angle of rotation of the gyroscope ring θ – unstable by placing a load L to the top of the ring as depicted in Fig. 20. However, as follows from the Thomson-Tait-Chetayev theorem, the achieved stability is temporary since the dissipation coming from friction makes the vertical position of the car unstable. The engineering solution to this problem is to create an angular momentum which would act in the direction of rotation of the ring and be proportional to the angular velocity $\dot{\theta}$. This is one of the oldest examples that was resolved with the help of the classical theory. Below we discuss more modern approaches to controlling dissipation-induced instabilities.

B. Geometric control

The basic idea of this discussion follows from a simple observation: dissipation-induced instabilities of the Thomson-Tait-Chetayev type happen only if $\delta^2 H(z_e)$ is indefinite. Therefore, to avoid this instability, we can modify the original Hamiltonian system so that $\delta^2 H(z_e)$ becomes definite. Therefore, more *involved* control techniques compared to the above compensators are based on reshaping either potential (Jalnapurkar & Marsden, 2000) or kinetic (Bloch *et al.*, 1997) energies through a feedback. While the former is done in the Hamiltonian context, the latter is devoted to Lagrangian approach. Here we discuss the elements of the geometric control in the Hamiltonian setting, since it exploits the ideas of the previous sections. In general, it should be kept in mind that the control in the Lagrangian setting is equivalent to its Hamiltonian counterpart under rather general hypotheses as shown by Chang *et al.* (2002).

1. General methodology

In the context of the general *finite-dimensional nonlinear control system* $\dot{x} = f(x, u)$ on a smooth n -manifold M , an *affine Hamiltonian control system* on a Poisson

manifold $M = P$ has the form

$$\dot{x} = X_{H_0}(x) + \sum_{j=1}^m X_{F_j}(x)u_j, \quad x \in M, \quad (6.1)$$

where H_0, F_1, \dots, F_m are smooth functions on P , X_{H_0} is the (Hamiltonian) *drift* vector field and X_{F_j} , $j = 1, \dots, m$ are (Hamiltonian) *control* vector fields corresponding to F_j , and the *admissible* map to the constrained set Ω , $u(t) : \mathbb{R}^+ \rightarrow \Omega \subset \mathbb{R}^m$ is piecewise smooth. The system (6.1) is said to be *underactuated* if $m < n$. The most important issue of the control problem (6.1) is *controllability*, i.e. whether one can drive the system from one point to another with the given class of admissible controls $u(t)$. The controllability is closely related and in many cases can be proved through the system *accessibility*. The *accessibility distribution*¹⁷ is the distribution generated by vector fields in the *accessibility algebra* \mathcal{C} , which is a linear space and is just the span of all possible brackets of X_{H_0} and X_{F_j} . If the dimension of the co-distribution, $d\mathcal{C}(z) = \text{span}\{dg(z) \mid g \in \mathcal{C}\}$, is $\dim d\mathcal{C} = 2n$, then the system (6.1) is strongly accessible.

Further we assume that at the equilibrium z_0 , defined by $dH_0(z_0) = 0$, we have $F_i(z_0) = 0$, $j = 1, \dots, m$. Since the second derivative, $\delta^2 H(z_0)$ at the isolated equilibrium, is intrinsically defined, there are two main possibilities to consider. In the case when $\delta^2 H(z_0)$ is positive definite, z_0 is a strict minimum of H . As proved in Nijmeijer & van der Schaft (1996), if the co-distribution $d\mathcal{C}$ is of dimension $\dim P$ on a neighborhood of z_0 , then the feedback $u_i = k_i X_{F_i}[H]$, $k_i > 0$, makes z_0 an asymptotically stable equilibrium. Moreover, if the functions F_i commute, i.e. $\{F_i, F_j\} = 0$, the feedback can be expressed in the form $u_i = -k_i \dot{F}_i$, which is easy to show from (6.1).

The more interesting situation corresponds to $\delta^2 H(z_0)$ indefinite. Introducing a new feedback of the form $u_i(z) = -c_i F_i(z) + v_i$, where constants $c_i > 0$, and noting that $c_i F_i(z) X_{F_i}(z) = c_i X_{(1/2)F_i^2}(z)$, we rewrite the system (6.1) as

$$\dot{x} = X_{\tilde{H}}(x) + \sum_{j=1}^m X_{F_j}(x)v_j, \quad x \in M, \quad (6.2)$$

where

$$\tilde{H} = H + \sum_i c_i F_i^2/2, \quad (6.3)$$

is the modified Hamiltonian. Since $F_i(z_0) = 0$, the point z_0 is a critical one for $\tilde{H}(z)$. As proved by van der Shaft

(1986), if $\delta^2 H(z_0)$ is positive definite on $\ker dF(z_0)$, then one can find positive constants c_i , such that $\delta^2 \tilde{H}(z_0)$ is positive definite. Intuitively, this implies that we need actuation along all direction on which the second variation is not positive definite. This enables us to use the same theorem of Nijmeijer & van der Schaft (1996), which was discussed previously for the case $\delta^2 H(z_0) > 0$, but now is used with a new set of functions $\tilde{\mathcal{C}} = \mathcal{C}(H \rightarrow \tilde{H})$. As a result, the feedback of the proportional derivative form $u_i = -c_i F_i - k_i \dot{F}_i$ makes z_0 an asymptotically stable equilibrium. The proportional term $-c_i F_i$ modifies the potential and converts the equilibrium to a minimum of the modified Hamiltonian, while the derivative term $-k_i \dot{F}_i$ is used to introduce dissipation in the system and thereby achieve an asymptotic stability.

2. Application to systems with symmetry

Following Jalnapurkar & Marsden (2000), we apply this theory to mechanical system with symmetry and illustrate using the double spherical pendulum. Keeping this example in mind, we discard the Arnold form $A_\mu = \delta^2 V_\mu(q_e)|_{\mathcal{V}_{Rig}}$ in (5.28) in view of abelian symmetry. Therefore, we have $\mathcal{V} = \mathcal{V}_{Int}$, so that we are left with

$$\delta^2 H_\mu = \begin{bmatrix} B_\mu & 0 \\ 0 & K_\mu \end{bmatrix}, \quad (6.4)$$

where $B_\mu = \delta^2 V_\mu(q_e)|_{\mathcal{V}_{Int}}$ and K_μ is a matrix of size $\dim S \times \dim S$ that depends on the kinetic energy metric only and is known to be positive definite. We assume that B_μ is not positive definite, and thus we apply the procedure from Sec. VI.B.1 to form a modified Hamiltonian (6.3), which leads to the modification of the potential energy, $\tilde{V}_\mu = V_\mu + (1/2) \sum_i c_i F_i^2$. Since $\delta^2 (\sum_i c_i F_i^2) = (dF(q_e))^T C dF(q_e)$, with $C = \text{diag}\{c_1, \dots, c_m\}$, and denoting by K the matrix of $dF(q_e) : \mathcal{V} \rightarrow \mathbb{R}^m$, the block-diagonal form is transformed to

$$\delta^2 \tilde{H}_\mu = \begin{bmatrix} B_\mu + K^T C K & 0 \\ 0 & K_\mu \end{bmatrix}. \quad (6.5)$$

As proved in Jalnapurkar & Marsden (2000), $B_\mu + K^T C K$ is positive definite iff B_μ is positive definite on $\ker K$. The requirement of the van der Shaft theorem (Nijmeijer & van der Schaft, 1996) that the co-distribution should be of maximal dimension, i.e. of the dimension of $(T^*Q)_\mu$, is verified in Jalnapurkar & Marsden (2000).

Example (double spherical pendulum, Fig. 19). Recalling that ϕ, r_1, r_2 are the coordinates on the shape space, after diagonalization the 3×3 matrix $B_\mu = \delta^2 V_\mu(q_e)$ has only one positive entry. Since we need B_μ to be positive definite on $\ker dF(q_e) : \mathcal{V} \rightarrow \mathbb{R}^m$, $\ker dF(q_e)$ can have dimension at most one, and thus F needs to have at least two components, since, roughly speaking, we must apply actuation in all directions along which

¹⁷ A smooth distribution on a manifold M is the assignment to each point $x \in M$ of a subspace spanned by a set of smooth vector fields at $x \in M$.

the second derivative of the Hamiltonian is not positive definite. Therefore, let $m = 2$ and choose $F_1 = r_1$ and $F_2 = \phi$. Note that F_2 is not continuous everywhere on the shape space, but for the study of the local behavior in the neighborhood of relative equilibrium, this is not an issue. Our system is underactuated since the shape space has dimension equal to 3, while the control inputs is of dimension $m = 2$. The matrix $dF(q_e) : \mathcal{V} \rightarrow \mathbb{R}^2$ is

$$K = \begin{bmatrix} \frac{\partial F_1}{\partial r_1}(q_e) & \frac{\partial F_1}{\partial r_2}(q_e) & \frac{\partial F_1}{\partial \phi}(q_e) \\ \frac{\partial F_2}{\partial r_1}(q_e) & \frac{\partial F_2}{\partial r_2}(q_e) & \frac{\partial F_2}{\partial \phi}(q_e) \end{bmatrix} = \begin{bmatrix} 1 & 0 & 0 \\ 0 & 0 & 1 \end{bmatrix},$$

with $\ker K = \text{span} \left\{ \begin{bmatrix} 0 & 1 & 0 \end{bmatrix}^T \right\}$. If B_μ is positive definite on $\ker K$, it is possible to find c_1, c_2 such that $\delta^2 \tilde{V}_\mu(q_e)|_{\mathcal{V}}$ is positive definite. Thus, we need to check if $\partial^2 V_\mu / \partial r_2^2(q_e)$ is positive.

Let us assume that both the rods are of unit length, and both the bobs are of unit mass, and choose $\alpha = -3/2$, which corresponds to a “cowboy” solution. The amended potential V_μ is given by (5.24), and it is easy to verify that $\partial^2 V_\mu / \partial r_2^2(q_e)$ is positive. This ensures that there exist constants c_1 and c_2 such that $\delta^2 \tilde{V}_\mu(q_e)|_{\mathcal{V}}$ is positive definite. For example, the choice $c_1 = 300$ and $c_2 = 20$ will work, and the corresponding feedback law $u_1 = 300 r_1 - k_1 \dot{r}_1$ and $u_2 = 20 r_2 - k_2 \dot{\phi}$ will make the cowboy solution asymptotically stable relative equilibrium for any choice of positive constants. ■

C. Remarks

In this section we discussed only the control relevant to the Thomson-Tait-Chetayev theory, while Merkin’s case was not explored. Another interesting problem would be to develop control theory of the Hamiltonian-Hopf 1:1 resonance, since the literature is concerned only with the dissipative case of 1:1 resonance, as in the works of Abed and collaborators (Abed & Fu, 1986; Liaw & Abed, 1990, 1996).

VII. TOWARDS AN INFINITE-DIMENSIONAL THEORY

As both the title of this paper and the content of all the above sections indicate, dissipation-induced instabilities are now well understood in the case of finite-dimensional mathematical description. While this description models and reflects appropriately the behavior of underlying physical systems, one needs to keep in mind that the real physical systems are always infinite-dimensional; for instance, the friction of the Lagrange top either with air or solid surface (hinge) is of infinite-dimensional¹⁸ na-

ture, but the finite-dimensional description of it is just a good and a successful approximation. In this sense we distinguish this class of physical systems as “finite-dimensional”, while the strict meaning is attached only to the type of mathematical description. In this context, the radiation-induced instability discussed in Sec. III.A.1 might be thought of as an infinite-dimensional example (3.16) (coupling of finite degree of freedom mechanical system to an infinite-dimensional wave equation), but, as analysis revealed, the underlying dynamics is finite-dimensional (3.17). In this concluding section we would like to address the question of the presence of dissipation-induced instabilities in truly infinite-dimensional systems, i.e. which cannot be easily approximated with finite-dimensional models. First, we provide a motivating physical example, and next we outline the general points pertinent to all infinite-dimensional systems.

A. Baroclinic instability

One example of this type – a baroclinic instability in atmospheric and ocean dynamics – was recently developed rigorously by Krechetnikov & Marsden (2005). The baroclinic instability is a large-scale instability of the westerly winds in mid-latitudes, when the basic (equilibrium) state has a vertical shear, $\psi_i^e = -U_i^e y$, as shown in Fig. 21. In this mathematical idealization, the origin

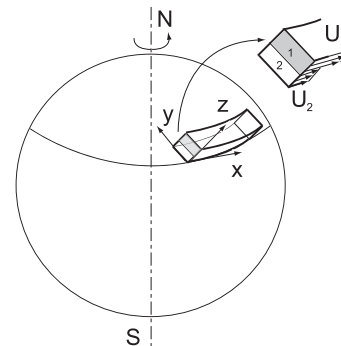


FIG. 21 Physical domain and basic state U_i on the surface of a rotating planet.

of the basic state is unspecified and the model reflects the fact that this basic state is maintained against dissipative effects by an external source of energy. Physically, this particular basic state results from a temperature gradient between the subtropical and polar regions, which causes a pressure gradient aloft. The latter is balanced by the Coriolis force to form a geostrophic flow known as the Westerlies. The instability of these baroclinic zonal currents has been a subject of numerous studies and is known to occur as a result of a release of available potential energy of sloping density surfaces.

The paradigm used in our study is the quasi-geostrophic two-layer β -plane model introduced by Nor-

¹⁸ Instead of “infinite-dimensional” we will use adjectives “extended” or “continuous”, as is common in the physics literature.

man Phillips (1951), namely

$$\partial_t q_i + \mathbf{v}_i \cdot \nabla q_i = -r \nabla^2 \psi_i, \quad (x, y) \in \mathbf{D}, \quad i = 1, 2, \quad (7.1)$$

with no summation over i . This model, whose notation is explained below, accounts for the large-scale evolution in mid-latitudes with the simplified effects of Earth's rotation and sphericity (β -effect), stratification (modelled by two-layer approximation) with internal rotational Froude number F , and Eckman layer dissipation ($r \geq 0$). Equation (7.1) is posed on a rectangular domain, $\mathbf{D} = \{-1 \leq x \leq 1; 0 \leq y \leq 1\}$, located on the surface of a rotating planet as shown in Fig. 21. In the formulation (7.1), we have used the usual definition of *potential vorticity*, namely $q_i = \nabla^2 \psi_i + (-1)^i F (\psi_1 - \psi_2) + \beta y$, where the stream-functions ψ_i in the i -th layer is related to the velocities by $\mathbf{v}_i = (u, v)_i = \mathbf{e}_z \times \nabla \psi_i = (-\partial_y \psi_i, \partial_x \psi_i)$, and where the two-dimensional gradient is $\nabla = \mathbf{i} \partial_x + \mathbf{j} \partial_y$. The left hand side of (7.1) is the usual material (Euler) transport of potential vorticity, while the right-hand side is the Eckman layer dissipation, where $r \geq 0$. The problem (7.1) is treated here with the boundary conditions corresponding to a Phillips model, *i.e.* periodicity in x and no-penetration condition at $y = 0, 1$. For further details we refer the reader to a standard text of Pedlosky (1987).

The unexpected destabilizing effect due to the introduction of friction was vindicated, in particular, in the linear stability study of Romea (1977), who demonstrated that an introduction of dissipation leads to an $O(1)$ destabilization effect. However, no attempt to prove the presence of a dissipation-induced instability in a sense of Definition 2 has been made. As our study (Krechetnikov & Marsden, 2005) demonstrated, the dissipation-induced instability develops according to scenario (3.29b) in analogy with positional forces in the finite-dimensional case. This constitutes the main result of Krechetnikov & Marsden (2005):

Theorem 8. *The equilibrium $\psi_i^e = -U_i^e y$ of the Hamiltonian quasi-geostrophic two-layer β -plane system (7.1) with $r = 0$, experiences a dissipation-induced instability in the parameter range $[2(1 + \sqrt{2})]^{-1/2} < |U_1 - U_2| F / 2\beta < 1/2$ in a sense of Definition 2 when arbitrarily small dissipation effect, $r > 0$, is added. Moreover, this equilibrium of the Hamiltonian system (that is, with $r = 0$) is Lyapunov stable in the above parameter range.*

From the physical viewpoint, this result implies that if one is predicting the appearance of a baroclinic instability by measuring the velocity difference $U_c = |U_1 - U_2|$ based on the Hamiltonian formulation, the error of predicting the critical bifurcation parameter will be around 10%. Though this difference is probably within the accuracy of meteorological forecasts, it is still of physical and mathematical importance: we believe that this phenomenon is more frequent than rare and its prominence may vary depending upon a particular problem at hand.

B. General issues

From physical standpoint one can anticipate that the dissipation-induced instability phenomena should take place in other truly infinite-dimensional systems. However, the lack of classification of forces and of their identification in the mathematical formalism, analogous to the finite-dimensional case, does not allow one to systematize clearly the various types of dissipation-induced instabilities based on forces classification (dissipative vs. positional), as we did in finite dimensions in section 3. Indeed, an infinite-dimensional description usually comes after some kind of coarsening procedure has been applied to a system with an infinite number of degrees of freedom (*e.g.* averaging over fluid particles when deducing Navier-Stokes equations) and often after a certain symmetry reduction (*e.g.* removing a particle-relabelling symmetry when deriving Euler equations for ideal fluid). The latter obscures the physical interpretation of various terms in the resulting equations compared to finite-dimensional mechanical systems (2.4). However, the geometric picture introduced in section 3 immediately suggests to build the classification upon the definiteness of the second variation $\delta^2 H$ of the disturbance dynamics, as depicted in Fig. 5. Similar to the finite-dimensional case the two basic situations correspond to definite and indefinite $\delta^2 H$.

From the mathematical standpoint, though, one can anticipate a number of complications. First of all, addition of dissipation usually introduces higher order derivatives in the PDE models, as in the case of the addition of viscosity to the Euler equations, which results in the Navier-Stokes equations. The presence of such higher order derivatives can lead to a modification of a given equilibrium solution (*i.e.* basic state in fluid mechanics terminology) and thus complicates the interpretation of a stability analysis. However, the destabilizing effect of viscosity, which is obviously responsible for dissipation, has been noticed a long time ago: *cf.* Lin (1955), but explaining this effect is not a trivial problem: even transition to turbulence in a simple geometry such as a channel or pipe (Poiseuille flow) is a challenge that is still not fully resolved. Lastly, even when the equilibrium solution remains unmodified after dissipation is added, both components of the analysis – (in)stability and existence of solutions – and their interrelation provide other sources of intricacy, as discussed below.

As we know, in proving instability one heavily relies upon the Lyapunov's indirect (linear approximation) method, which is well-justified in the finite-dimensional case, but in general is not valid in infinite-dimensions (Luo *et al.*, 1999). This difficulty might be overcome with the help of Daleckiĭ & Krein (1974) or Yudovich (1989) theories (Yudovich's version is more advanced than Krein's), which allow one to establish the connection between linear and nonlinear (in)stability under specific conditions on linear and nonlinear operators. While the general theory is quite involved, to get a feeling of limi-

tations of the theory compared to the finite-dimensional case, consider a general nonlinear equation with a stationary principal part in Banach space:

$$dx/dt = A x + F(x, t). \quad (7.2)$$

Then, if the spectrum $\sigma(A)$ does not intersect the imaginary axis but there are eigenvalues in the right half plane, and there exists a number q_0 depending only on the operator A such that the nonlinear operator satisfies $\|F(x, t)\| \leq q\|x\|$ for $q \leq q_0$ and $t \geq 0$, $\|x\| \leq \rho$, then the zero solution of the differential equation (7.2) is unstable for $t \rightarrow +\infty$. Here $\|\cdot\|$ stands for the norm in the Banach space.

Even after succeeding in establishing (in)stability, one meets with another complication – norm-dependence of stability criteria – the issue which has been understood for a long time (Friedlander & Yudovich, 1999; Yudovich, 1989). In the finite-dimensional case this difficulty cannot arise since all norms are equivalent. One of the simplest examples of this subtlety is due to Yudovich (1989) and represents a linear PDE:

$$\begin{aligned} \frac{\partial u}{\partial t} &= x \frac{\partial u}{\partial x}, \\ u(0, x) &= \phi(x), \end{aligned}$$

the unique solution of which is simply $u(x, t) = \phi(x e^t)$. Since $\left\| \frac{\partial^k u(\cdot, t)}{\partial x^k} \right\|_{L^p(\mathbb{R})} = e^{(k-p-1)t} \|\phi^{(k)}\|_{L^p(\mathbb{R})}$, one has (a) asymptotic stability in $L^p(\mathbb{R})$ for $1 \leq p < \infty$, (b) Lyapunov stability in $L^\infty(\mathbb{R})$, and (c) exponential instability in Sobolev spaces $W^{k,p}(\mathbb{R})$ with $k > 1$, $p \geq 1$ or $k = 1$, $p > 1$.

This brings up the last major issue, one has to worry about, namely choosing a physically relevant function space and proving existence of the solution in the same function space in which stability is investigated. This task immediately uncovers the disjointness of current methods for proving nonlinear stability (mainly Arnold's method, *i.e.* convexity estimates (Arnold, 1965, 1969; Holm *et al.*, 1985)), and methods for proving existence of solutions, which are usually based on *a priori* estimates. While the work of Krechetnikov & Marsden (2005) succeeded in establishing stability and existence in the same function space, the lack of elegance and efficiency becomes evident and suggests a development of new methods which would achieve a simultaneous study of both questions. In the next subsection we highlight the major difficulties of studying existence and stability in a unified approach in the context of finite-dimensional mechanical problems: those difficulties become even more dramatic in the context of infinite-dimensional systems.

C. On proving existence and stability

Historically, the methods for proving existence and stability have been developing independently, and therefore

it is natural that the techniques used often do not have much in common. In general it is clear that the equilibrium solution may exist, but be unstable, which explains why existence methods are not tied up with stability methods. Therefore, the conditions obtained in the stability proof are generally of no use in the existence proof. This is the fundamental reason for these two methods to be disjoint. However, one might expect that the estimates found in the stability proof might facilitate the existence proof substantially and thus lead to a united method for proving both properties. Here we would like to illustrate that in some situations the assumptions necessary for proving stability and existence are basically the same, and therefore should help one in developing a united method to prove these two properties simultaneously in the same function space. While the way of achieving that has not been explored yet, it should be important for PDEs, where the function space setup becomes intricate for both stability and existence analyses.

The observation that proving nonlinear stability is of greatest importance for conservative systems, for which linear and spectral stabilities do not imply nonlinear one, suggests us to look first at this class of problems¹⁹. Just for illustration, we consider the following simple example, in which linear stability does not imply nonlinear one:

$$\ddot{q} + q^3 = 0. \quad (7.3)$$

It is easy to see, by multiplying by \dot{q} and integrating in time t , that this system is conservative with the energy of the form kinetic T plus potential V energy:

$$E = \frac{\dot{q}^2}{2} + \frac{q^4}{4} = T + V(q). \quad (7.4)$$

1. Stability

Let generalized momentum be $p = \dot{q}$, so that the Hamiltonian is $H = p^2/2 + V(q)$ with the resulting Hamiltonian equations

$$\dot{p} = -\frac{\partial H}{\partial q} = -q^3, \quad (7.5a)$$

$$\dot{q} = \frac{\partial H}{\partial p} = p, \quad (7.5b)$$

or $\mathbb{J}\dot{\mathbf{z}}(t) + \nabla H(\mathbf{z}(t)) = 0$ with $\mathbf{z} = (q, p)$ and $H \in C^1(\mathbb{R}^2, \mathbb{R})$. The equilibrium point is simply the origin of the phase space $\mathbf{z} = (q, p) = \mathbf{0}$ with $H(\mathbf{0}) = 0$, so that the linearized dynamics is given by

$$\begin{aligned} \dot{p} &= 0, \\ \dot{q} &= p. \end{aligned}$$

¹⁹ In the dissipative case there are general results by Dalekii & Krein (1974) and Yudovich (1989), which allow one to establish nonlinear (in)stability based on linearization.

Clearly, the system is spectrally stable with eigenvalues $\lambda_{1,2} = 0$, but linearly unstable since for initial conditions $t = t_0 : (q, p) = (q_0, p_0)$, the solution grows linearly in time

$$\begin{aligned} p &= p_0, \\ q &= q_0 + p_0(t - t_0). \end{aligned}$$

Following to the Lyapunov's definition of stability, let initial conditions are chosen as in (2.10), then the maximum possible energy is $H_{\max} = \frac{\delta^2}{2} + \frac{\delta^4}{4}$, while the energy of the evolving system is

$$H = \frac{p(t)^2}{2} + \frac{q(t)^4}{4} \leq H_{\max} = \frac{\delta^2}{2} + \frac{\delta^4}{4}. \quad (7.6)$$

Therefore, in view of convexity of $(q, p) \mapsto H(q, p)$,

$$|p(t)| \leq (2H_{\max})^{1/2}, \quad |q(t)| \leq (4H_{\max})^{1/4}, \quad (7.7)$$

and ϵ in (2.11) is given by $\epsilon = \max \left[(2H_{\max})^{1/2}, (4H_{\max})^{1/4} \right]$. Thus, we have found explicit estimates for all the constants in the definition of Lyapunov stability and proved that the system is nonlinearly stable. We effectively used the Lyapunov direct method: the energy function is a Lyapunov function in this case, because it is positive definite and its time derivative vanishes. The stability, of course, can also be seen from the fact that the Hamiltonian is separable and the potential energy has a strict minimum at $q = 0$, which is a global minimum here. It should be noted that the energy E cannot be chosen as a norm since the property of homogeneity is not satisfied, i.e. $\|\lambda q\| \neq |\lambda| \|q\|$. However, in view of finite-dimensionality of the problem, the stability result would hold in any norm. It should be stressed that the above proof is based on finding the appropriate energy estimate and convexity estimates, which bound the dynamics of each variable, $q(t)$ and $p(t)$. Since the proof involves only $q(t)$ and $\dot{q}(t) \equiv p$, then the appropriate function space is $q(t) \in C^1$.

2. Existence

The history of proving existence of solutions for Hamiltonian systems is very rich. Starting with Poincaré's initiative to treat this question with variational calculus, it has been tempting to move this problem into the Lagrangian realm, and to prove existence of a solution by demonstrating existence of a minimizer for a corresponding action. The associated Lagrangian for (7.3) is

$$L(q, \dot{q}) = \frac{\dot{q}^2}{2} - V(q), \quad (7.8)$$

and the variational principle of Hamilton

$$\delta \int_{t_0}^{t_1} L(t, q, \dot{q}) dt = 0, \quad (7.9)$$

yields the original Euler-Lagrange equation (7.3):

$$\frac{d}{dt} \frac{\partial L}{\partial \dot{q}} - \frac{\partial L}{\partial q} = \ddot{q} + q^3 = 0. \quad (7.10)$$

Now, a proof of existence for (7.10) in the variational formulation can be based on the proof of the existence of a minimizer q for the action $I(q) = \int_{t_0}^{t_1} L(t, q, \dot{q}) dt$. Sufficient conditions on the Lagrangian density L are *convexity* in \dot{q} , i.e. the mapping $\dot{q} \mapsto L(t, q, \dot{q})$ is convex which here implies that $L_{\dot{q}\dot{q}}(t, q, \dot{q}) \xi^2 \geq 0$ for all $\xi \in \mathbb{R}$, and *coercivity*, i.e. $L(t, q, \dot{q}) \geq \alpha |\dot{q}|^\gamma - \beta$ for all t, q and fixed $1 < \gamma < \infty$ with $\alpha > 0$ and $\beta \geq 0$, as stated in Theorem 2 on pp. 443–449 of Evans (1998), and Theorem 4.1 on p. 82 of Dacorogna (1989), for example. As easy to observe, while the first condition – convexity – is satisfied, the coercivity is not. Hence, this variational approach does not immediately allow one to establish the existence of a solution even for this very simple example. However, from an intuitive point of view it is clear that the coercivity is satisfied once we restrict the variations in the Hamilton principle (7.9) to the open region defined by the upper energy bound (7.6). In this case we know that $\dot{q}^2/2 + q^4/4 \leq H_{\max}$, and thus $L \geq |\dot{q}|^2 - H_{\max}$, which is exactly the coercivity condition needed for proving existence. While this intuition is also supported by the fact that solutions do exist, as discussed in the following paragraph, the technical details of this approach require further development.

The problem of existence (of periodic solutions) for Hamiltonian systems was initiated by Seifert (1948) for simple Hamiltonians, i.e. $H = T(p) + V(q)$, and Weinstein (1978), who used differential geometric methods to prove existence, that is by interpreting solutions as geodesics in a suitable Riemannian or Finsler metric. Their theory directly applies to our example. Namely, the Hamiltonian in our case is convex, as we observed in the course of stability proof, so that the fixed energy $H(\mathbf{z}) = c$ defines a compact, convex, regular²⁰ surface $S = H^{-1}(c)$. Thus, the conditions of Theorem in Weinstein (1978) (see also Mawhin & Willem (1989) on p. 59, Struwe (1990) on p. 58, Buttazzo *et al.* (1998) on p. 200) are satisfied, and therefore the Hamilton's equations in our case have a (periodic) solution which orbit lies on S . It is important to stress that the central condition for both stability and existence is a *convexity* of the Hamiltonian. The variational methods in proving this result were introduced later by Rabinowitz in his seminal paper (Rabinowitz, 1978), but this field still has many open problems (Ekeland, 1990).

²⁰ Namely, $\nabla H \neq 0$ for every $\mathbf{z} \in S = H^{-1}(c)$.

D. Summary

Concluding this section, the infinite-dimensional case is still characterized by a number of technical mathematical issues, which reveal the shortcomings of current approaches to prove (in)stability of solutions rigorously, and by the lack of clear physical interpretation and classification of dissipation-induced instabilities for PDEs. However, recent progress in understanding the finite-dimensional geometric picture (Krechetnikov & Marsden, 2006) provided a systematic way of looking at the infinite-dimensional problems.

VIII. CONCLUSIONS

In this article we attempted to review many-sided manifestations of the counter-intuitive effect of dissipation – dissipation-induced instabilities phenomena – both in the physical and the mathematical contexts. A multitude of physical applications and situations, in which this type of instabilities occurs, indicates that this particular effect is one of the paramount ones governing instability mechanisms in Nature. At the same time, striking connection to many areas of mathematics, which we tried to highlight here, also indicates the fundamental importance of these phenomena. Clearly, there are many open problems and issues associated with our further understanding both at the fundamental level, e.g. infinite-dimensional systems, and on the applied side, e.g. control.

The paper contains both classical results and more recent ones, related to the deeper understanding of the geometric picture of these instabilities, some of which have never appeared in the literature. Therefore, we hope that the reader found this coherent story of dissipation-induced instability phenomena illuminating and useful. To the authors' knowledge this work is the first exposition of the subject in the literature.

References

- Abed, E. H. & Fu, J.-H. 1986 Local feedback stabilization and bifurcation control, I. Hopf bifurcation. *Systems & Control Lett.* **7**, 11–17.
- Agafonov, S. A. 2002 Stability and motion stabilization of nonconservative mechanical systems. *J. Math. Sci.* **112**, 4419–4497.
- Argentina, M. & Mahadevan, L. 2005 Fluid-flow-induced flutter of a flag. *Proc. Nat. Acad. Sci.* **102**, 1829–1834.
- Arnold, V. I. 1965 On conditions for non-linear stability of plane stationary flows of an ideal fluid. *Soviet Math. Dokl.* **6**, 773–777.
- Arnold, V. I. 1969 On an apriori estimate in the theory of hydrodynamic stability. *Am. Math. Soc. Transl.* **19**, 267–269.
- Arnold, V. I. 1971 On matrices depending on parameters. *Russian Math. Surveys* **26**, 29–43.
- Arnold, V. I. 1973 *Ordinary differential equations*. MIT, Cambridge.

- Arnold, V. I. 1978 *Mathematical methods of classical mechanics*. Springer-Verlag, New York.
- Arnold, V. I. 1993 *Dynamical systems III*. Springer, New York.
- Arnold, V. I. & Avez, A. 1968 *Ergodic problems of classical mechanics*. W. A. Benjamin, Inc.
- Berry, M. V. 1996 The levitron: an adiabatic trap for spins. *Proc. R. Soc. Lond. A* **452**, 1207–1220.
- Bloch, A., Krishnaprasad, P. S., Marsden, J. E. & Ratiu, T. S. 1994 Dissipation induced instabilities. *Analyse Nonlineaire, Annales Institute H. Poincaré* **11**, 37–90.
- Bloch, A., Krishnaprasad, P. S., Marsden, J. E. & Ratiu, T. S. 1996 The Euler-Poincaré equations and double bracket dissipation. *Comm. Math. Phys.* **175**, 1–42.
- Bloch, A. M., Hagerty, P., Rojo, A. G. & Weinstein, M. I. 2004 Gyroscopically stabilized oscillators and heat baths. *J. Stat. Phys.* **115**, 1073–1100.
- Bloch, A. M., Leonard, N. & Marsden, J. E. 1997 Stabilization of mechanical systems using controlled Lagrangians. *Proc. CDC* **36**, 2356–2361.
- Bocquet, L. 2003 The physics of stone skipping. *Am. J. Phys.* **71**, 150–155.
- Bolotin, V. V. 1963 *Nonconservative problems of the theory of elastic stability*. The Macmillan company, New York.
- Borisenko, S. D., Goncharenko, V. A. & Mataracco, J. 2001 On force stabilization of a dissipative system. *Int. Appl. Mech.* **37**, 1098–1102.
- Borisov, A. V. & Mamaev, I. S. 2003 Strange attractors in rattleback dynamics. *Physics–Uspekhi* **46**, 393–403.
- Bracewell, R. N. & Garriot, O. K. 1958 Rotation of artificial Earth satellites. *Nature* **182**, 760.
- Buffoni, B. & Groves, M. D. 1999 A multiplicity result for solitary-capillary waves in deep water via critical point theory. *Arch. Rational Mech. Anal.* **146**, 183–220.
- Buttazzo, G., Giaquinta, M. & Hildebrandt, S. 1998 *One-dimensional variational problems*. Clarendon Press, Oxford.
- Casti, A. R. R., Morrison, P. J. & Spiegel, E. A. 1998 Negative energy modes and gravitational instability of interpenetrating fluids. *Ann. NY Acad. Sci.* **867**, 93–108.
- Chang, D. E., Bloch, A. M., Leonard, N. E., Marsden, J. E. & Woolsey, C. A. 2002 The equivalence of controlled Lagrangians and controlled Hamiltonian systems. *ESAIM: Control, Optimisation and Calculus of Variations* **8**, 393–422.
- Cherry, T. M. 1925 Some examples of trajectories defined by differential equations of a generalized dynamical type. *Trans. Cambridge Philos. Soc.* **23**, 165–200.
- Chetayev, N. G. 1961 *The stability of motion*. Pergamon Press, New York.
- Clerc, M. G. & Marsden, J. E. 2001 Dissipation-induced instabilities in an optical cavity laser: a mechanical analog near the 1:1 resonance. *Phys. Rev. E* **64**, 067603.
- Cohen, R. J. 1977 The tippe top revisited. *Am. J. Physics* **45**, 12–17.
- Dacorogna, B. 1989 *Direct methods in the calculus of variations*. Springer-Verlag, New York.
- Daleckiĭ, J. L. & Krein, M. G. 1974 *Stability of solutions of differential equations in Banach space*. AMS, Providence.
- Dellnitz, M., Melbourne, I. & Marsden, J. E. 1992 Generic bifurcation of Hamiltonian vector fields with symmetry. *Nonlinearity* **5**, 979–996.
- Derks, G. & Ratiu, T. 2002 Unstable manifolds of relative equilibria in Hamiltonian systems with dissipation. *Non-*

- linearity* **15**, 531–549.
- Dirichlet, G. L. 1846 Über die Stabilität des Gleichgewichts. *Crelle* **32**, 85–88.
- Earnshaw, S. 1842 On the nature of the molecular forces which regulate the constitution of the luminiferous ether. *Trans. Cambridge Philos. Soc.* **7**, 97–112.
- Ebenfeld, S. & Sheck, F. 1995 A new analysis of the tippe top: asymptotic states and Liapunov stability. *Ann. Physics* **243**, 195–217.
- Ekeland, I. 1990 *Convexity methods in Hamiltonian mechanics*. Springer-Verlag, New York.
- Evans, L. C. 1998 *Partial Differential Equations*. AMS, Providence, R.I.
- Friedlander, S. & Yudovich, V. 1999 Instabilities in fluid motion. *Notices of Amer. Math. Soc.* **46**, 1358–1367.
- Galín, D. M. 1975 Versal deformations of linear Hamiltonian systems. *AMS Transl. 2* **118**, 1–12.
- Gantmacher, F. R. 1966 *Lectures on analytical mechanics*. Nauka, Moscow, in Russian.
- Gantmacher, F. R. 1977 *The theory of matrices*. Chelsea, New York.
- Goldstein, H. 1956 *Classical mechanics*. Addison-Wesley.
- Golubitsky, M., Stewart, I. N. & Marsden, J. E. 1987 Generic bifurcations of Hamiltonian systems with symmetry. *Physica D* **24**, 391–405.
- Guckenheimer, J. & Mahalov, A. 1992 Instability induced by symmetry reduction. *Phys. Rev. Lett.* **68**, 2257–2260.
- Hagerty, P., Bloch, A. M. & Weinstein, M. I. 1999 Radiation induced instability in interconnected systems. In *Proceedings of the 38th CDC, IEEE Press*, pp. 651–656. Piscataway, NJ.
- Hagerty, P., Bloch, A. M. & Weinstein, M. I. 2003 Radiation induced instability. *SIAM J. Appl. Math.* **64**, 484–524.
- Harrigan, R. M. 1983 U.S. patent 4,382,245.
- Herrman, G. 1967 Stability of equilibrium of elastic systems subjected to nonconservative forces. *Applied Mech. Reviews* **20**, 103–108.
- Holm, D. D., Marsden, J. E., Ratiu, T. & Weinstein, A. 1985 Nonlinear stability of fluid and plasma equilibria. *Phys. Reports* **123**, 1–116.
- Hopf, E. 1942 Abzweigung einer periodischen Lösung von einer stationären Lösung eines Differentialsystems. *Akad. Wiss. (Leipzig)* **94**, 3–22.
- Hryniv, R. O., Kliem, W., Lancaster, P. & Pommer, C. 2000 A precise bound for gyroscopic stabilization. *ZAMM* **80**, 507–516.
- Jalnapurkar, S. M. & Marsden, J. E. 2000 Stabilization of relative equilibria. *IEEE Trans. Automatic Control* **45**, 1483–1491.
- Kane, T. R. & Levinson, D. A. 1978 A realistic solution of the symmetric top problem. *J. Appl. Mech.* **45**, 903–909.
- Kapitsa, P. L. 1939 Stability and transition through the critical speed of fast rotating shafts with friction. *Zhur. Tekhn. Fiz.* **9**, 124–147.
- Khalil, H. K. 2001 *Nonlinear Systems*. Prentice Hall.
- Knobloch, E., Mahalov, A. & Marsden, J. E. 1994 Normal forms for three-dimensional parametric-instabilities in ideal hydrodynamics. *Physica D* **73**, 49–81.
- Kondrat'ev, B. P. 2000 Dynamics and stability of resonant rings in galaxies. *Astron. Rep.* **44**, 279–285.
- Krasovskii, N. N. 1963 *Stability of motion*. Stanford University Press.
- Krechetnikov, R. & Marsden, J. E. 2005 Dissipation-induced instability phenomena in infinite-dimensional systems. *Submitted*.
- Krechetnikov, R. & Marsden, J. E. 2006 On destabilizing effects of two fundamental non-conservative forces. *Physica D* **214**, 25–32.
- Lagrange, J. L. 1788 *Mécanique analytique*. Chez La Veuve Desaint, Paris.
- Langford, W. F. 2003 Hopf meets Hamiltonian under Whitney's umbrella. In *IUTAM Symposium on Nonlinear Stochastic Dynamics* (ed. N. S. Namachchivaya & Y. K. Lin), pp. 157–165. Kluwer.
- Langthjem, M. A. & Sugiyama, Y. 2000 Dynamic stability of columns subjected to follower loads: a survey. *J. Sound Vib.* **238**, 809–851.
- Lewis, D. 1992 Lagrangian block diagonalization. *J. Dyn. Diff. Eqs.* **4**, 1–41.
- Liaw, D.-C. & Abed, E. H. 1990 Stabilization of tethered satellites during station keeping. *IEEE Trans. Automatic Control* **35**, 1186–1196.
- Liaw, D.-C. & Abed, E. H. 1996 Active control of compressor stall inception: a bifurcation-theoretic approach. *Automatica* **32**, 109–115.
- Lin, C. C. 1955 *The Theory of Hydrodynamic Stability*. Cambridge University Press, Cambridge.
- Luo, Z.-H., Guo, B.-Z. & Morgul, O. 1999 *Stability and stabilization of infinite dimensional systems with applications*. Springer, New York.
- MacKay, R. 1991 Movement of eigenvalues of Hamiltonian equilibria under non-Hamiltonian perturbation. *Phys. Lett. A* **155**, 266–268.
- Marsden, J. E. 1992 *Lectures on mechanics*. Cambridge University Press, Cambridge.
- Marsden, J. E. & Scheurle, J. 1993 Lagrangian reduction and the double spherical pendulum. *Z. Angew. Math. Phys.* **44**, 17–43.
- Marsden, J. E., Simo, J. C., Lewis, D. & Posbergh, T. A. 1989 Block diagonalization and the energy-momentum method. *Contemporary mathematics* **97**, 297–313.
- Mawhin, J. & Willem, M. 1989 *Critical point theory and Hamiltonian systems*. Springer-Verlag, New York.
- van der Meer, J.-C. 1990 Hamiltonian Hopf bifurcation with symmetry. *Nonlinearity* **3**, 1041–1056.
- Merkin, D. R. 1974 *Gyroscopic systems*. Nauka, Moscow, in Russian (first edition - 1956).
- Merkin, D. R. 1997 *Introduction to the theory of stability*. Springer-Verlag, New York.
- Morrison, P. J. 1986 A paradigm for joined Hamiltonian and dissipative systems. *Physica D* **18**, 410–419.
- Morrison, P. J. 1998 Hamiltonian description of the ideal fluid. *Rev. Mod. Phys.* **70**, 467–521.
- Murray, C. D. 1994 Dynamical effects of drag in the circular restricted three-body problem. *Icarus* **112**, 465–484.
- Nagata, W. & Namachchivaya, N. S. 1998 Bifurcations in gyroscopic systems with application to rotating shafts. *Proc. R. Soc. Lond. A* **454**, 543–585.
- Nijmeijer, H. & van der Schaft, A. 1996 *Nonlinear dynamical control systems*. Springer, New York.
- Nikolai, E. L. 1939 *Theoretical Mechanics*. GONTI, Moscow, in Russian.
- O'Brien, S. & Synge, J. L. 1953 The instability of the tippe-top explained by sliding friction. *Proc. Royal Irish Acad.* **56**, 23–35.
- Or, A. C. 1994 The dynamics of a tippe top. *SIAM J. Appl. Math.* **54**, 597–609.
- Pedlosky, J. 1987 *Geophysical fluid dynamics*. Springer-

- Verlag, New York.
- Phillips, N. A. 1951 A simple three-dimensional model for the study of large scale extratropical flow patterns. *J. Meteor.* **8**, 381–394.
- Pollard, H. 1966 *Mathematical introduction to celestial mechanics*. Prentice-Hall, Englewood Cliffs.
- Rabinowitz, P. H. 1978 Periodic solutions of Hamiltonian systems. *Comm. Pure Appl. Math.* **31**, 157–184.
- Romea, R. A. 1977 The effects of friction and β on finite-amplitude baroclinic waves. *J. Atmospheric Sci.* **34**, 1689–1695.
- Routh, E. J. 1913 *Elementary rigid dynamics*. MacMillan and Co., London.
- Rumyantsev, V. V. & Sosnitskii, S. P. 1994 On the instability of the equilibrium of holonomic conservative systems. *J. Appl. Math. Mech.* **57**, 1101–1122.
- Seifert, H. 1948 Periodische Bewegungen mechanischer Systeme. *Math. Z.* **51**, 197–216.
- Seyranian, A. P. & Mailybaev, A. A. 2003 *Multiparameter stability theory with mechanical applications*. World Scientific, Singapore.
- van der Shaft, A. J. 1986 Stabilization of hamiltonian systems. *Nonlinear Anal., Theory, Meth. Appl.* **10**, 1021–1035.
- Siegel, C. L. & Moser, J. K. 1971 *Lectures on celestial mechanics*. Springer-Verlag, New York.
- Simo, J. C., Lewis, D. & Marsden, J. E. 1991 Stability of relative equilibria. Part I: the reduced energy-momentum method. *Arch. Rat. Mech. Anal.* **115**, 15–59.
- Simon, M. D., Heflinger, L. O. & Ridgway, S. L. 1997 Spin stabilized magnetic levitation. *Am. J. Phys.* **65**, 286–292.
- Smale, S. 1970 Topology and mechanics. I. *Inventiones math.* **10**, 305–331.
- Soffer, A. & Weinstein, M. I. 1999 Resonances, radiation damping and instability in Hamiltonian wave equations. *Invent. Math.* **136**, 9–74.
- Struwe, M. 1990 *Variational methods*. Springer-Verlag, New York.
- Szebehely, V. G. 1967 *Theory of orbits; the restricted problem of three bodies*. Academic Press, New York.
- Thomson, W. & Tait, P. G. 1879 *Treatise on natural philosophy: Part 1*. Cambridge University Press, Cambridge.
- Walker, J. 1979 The mysterious “rattleback”: a stone that spins in one direction and then reverses. *Scientific American* **241**, 144–149.
- Wang, L.-S. & Krishnaprasad, P. S. 1992 Gyroscopic control and stabilization. *J. Nonlinear Sci.* **2**, 367–415.
- Wang, L.-S., Krishnaprasad, P. S. & Maddocks, J. H. 1991 Hamiltonian dynamics of a rigid body in a central gravitational field. *Celestial Mech. Dyn. Astronomy* **50**, 349–386.
- Weinstein, A. 1978 Periodic orbits for convex hamiltonian systems. *Ann. Math.* **108**, 507–518.
- Whitney, H. 1943 The general type of singularity of a set of $2n - 1$ smooth functions of n variables. *Duke Math. J.* **10**, 161–172.
- Whittaker, E. T. 1917 *A treatise on the analytical dynamics of particles and rigid bodies*. Cambridge University Press, Cambridge.
- Wiggins, S. 2003 *Introduction to applied nonlinear dynamical systems and chaos*. Springer, New York.
- Wintner, A. 1947 *The analytical foundations of celestial mechanics*. Princeton University Press.
- Yudovich, V. I. 1989 *The linearization method in hydrodynamic stability theory*. AMS, Providence.
- Zajac, E. E. 1964 The Kelvin–Tait–Chetaev theorem and extensions. *J. Astronaut Sci.* **11**, 46–49.
- Ziegler, H. 1952 Die Stabilitätskriterien der Elastomechanik. *Ingen.-Archiv.* **20**, 49–56.
- Ziegler, H. 1953 Linear elastic stability. *ZAMP* **4**, 89–121.